

Xerox® IntegratedPLUS
Automated Colour Management



Xerox® IntegratedPLUS Automated Colour Management

Cloud Based, Accurate and Productive



Take colour accuracy to new heights.

With Xerox® IntegratedPLUS Automated Colour Management, you can produce colour print jobs that match your customers' expectations and do it more quickly, more accurately and more productively than you ever imagined – whether it be on one press, or multiple presses in multiple locations.

This unique Xerox® solution is the first start-to-finish colour workflow solution of its kind. By seamlessly combining a cloud server, local applications and powerful digital front-end workflow solutions, IntegratedPLUS Automated Colour Management (ACM) gives you real-time, remote access to a cohesive suite of hardware and software components that automate critical aspects of your colour management processes.

The solution combines the simplicity and productivity of Web-based cloud technology with the accuracy and efficiency of a powerful colour management workflow.

Xerox® IntegratedPLUS Automated Colour Management leverages the strength of our technology partners CGS and CMI to help you get more consistent quality prints out the door faster.





Whether your business is branded promotional materials, photo or direct mail, it's essential to have colour that's accurate and consistent. Colours that don't match the version you printed last time or that don't meet brand specifications take extra time and money to correct. And those costs can get out of control quickly if you're dealing with repeated runs, multiple digital presses and multiple locations.

Keep costs of managing colour grounded.

Xerox® IntegratedPLUS Automated Colour Management offers you a single colour management solution for your entire fleet. It can greatly increase the efficiency of your workflow by allowing you to remotely access and respond to the status of your presses. By partnering with industry leaders in colour management such as CGS and CMI, Xerox can provide for all your colour management needs.

With Automated Colour Management, your colour expert is always "on site" to make important colour decisions and adjustments, so you can keep productivity up and costs down. Automated Colour Management also lets you know when you need to calibrate and create colour profiles. Plus, it is compatible with your existing print engines and software infrastructure. It's about a total solution with minimal disruption to your existing operations.

What is the cloud? And what can it do for me?

- The cloud provides access to a wide array of software applications and capabilities that can now be used wherever and whenever they are needed – without buying additional hardware or software.
- The cloud and software-as-a-service (SaaS) reduce your IT budget for hardware and software and add simplicity and flexibility to your workflow.
- According to a leading software company, as much as 80% of IT budgets goes to maintenance. Now, that money can be redirected to innovation and value creation.
- With cloud services, you don't have to upgrade software to ensure that every site is using the exact same software configuration.
- Colour expertise is centralised, the skills are simplified and processes are greatly automated.
- It's simple to scale a solution to meet your individual needs. One server can support one or 100 presses.

Simply put, the cloud is represented by multiple servers running at a remote site. From this site, all data and procedures are combined into a single colour management workflow that can be easily stored and accessed from multiple locations.

Get the job done right the first time with Automated Colour Management.

Delivering accurate, consistent colour can be complicated and labour-intensive. Often, there are several people involved in the colour workflow who use different tools and have varying levels of colour management experience. The workflow is highly prone to human error. Xerox® IntegratedPLUS Automated Colour Management reduces complexity and increases accuracy with automation of press monitoring, profiling and spot colour updates.

Successful colour management starts with process control.

Whether you're manufacturing medical devices or printed pieces, it's critical to ensure that your production facility adheres to strict specifications, day in and day out. This adherence to standards or process control is at the heart of colour management. A digital press that varies significantly over time cannot be colour managed successfully. Xerox® Automated Colour Management provides a simple, automated way to monitor print device colour quality. It also includes operator training on how to successfully recover colour. The solution provides secure, centralised monitoring of your digital presses from the cloud, where data analysis can be easily done and the results easily shared.

When your colour expert has access to all your presses' quality metrics and has the ability to remotely update ICC profiles and spot colour tables, you no longer need so many players in colour management. Instead, your print operators are available to focus on their key tasks of managing jobs and running presses. The result: an intelligent and seamless solution that lets you control everything in a single, consistent workflow – even for multiple locations.

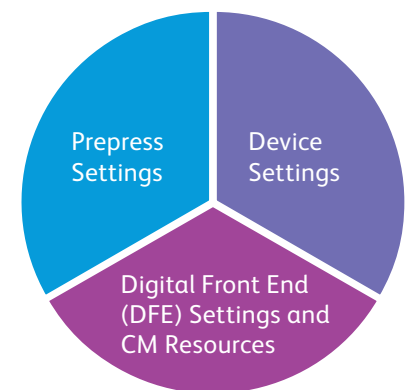
How do we do it? We work with you to define metrics for your "print factory" that can be measured easily and determine what is acceptable quality for your business. We also work with you to identify the right industry standards, like GRACoL® or Fogra, that meet your customers' expectations. We define what we call the "Total Print Condition." This includes all software and hardware settings, from order entry to press time, that can affect colour quality.

Security is a top priority.

With this solution, none of your presses are on the public internet. Our CGS and CMI partners have implemented an approach where a limited set of raw data is submitted to the cloud. This information is only accessible by you, using your own custom login and password.

Total Print Condition

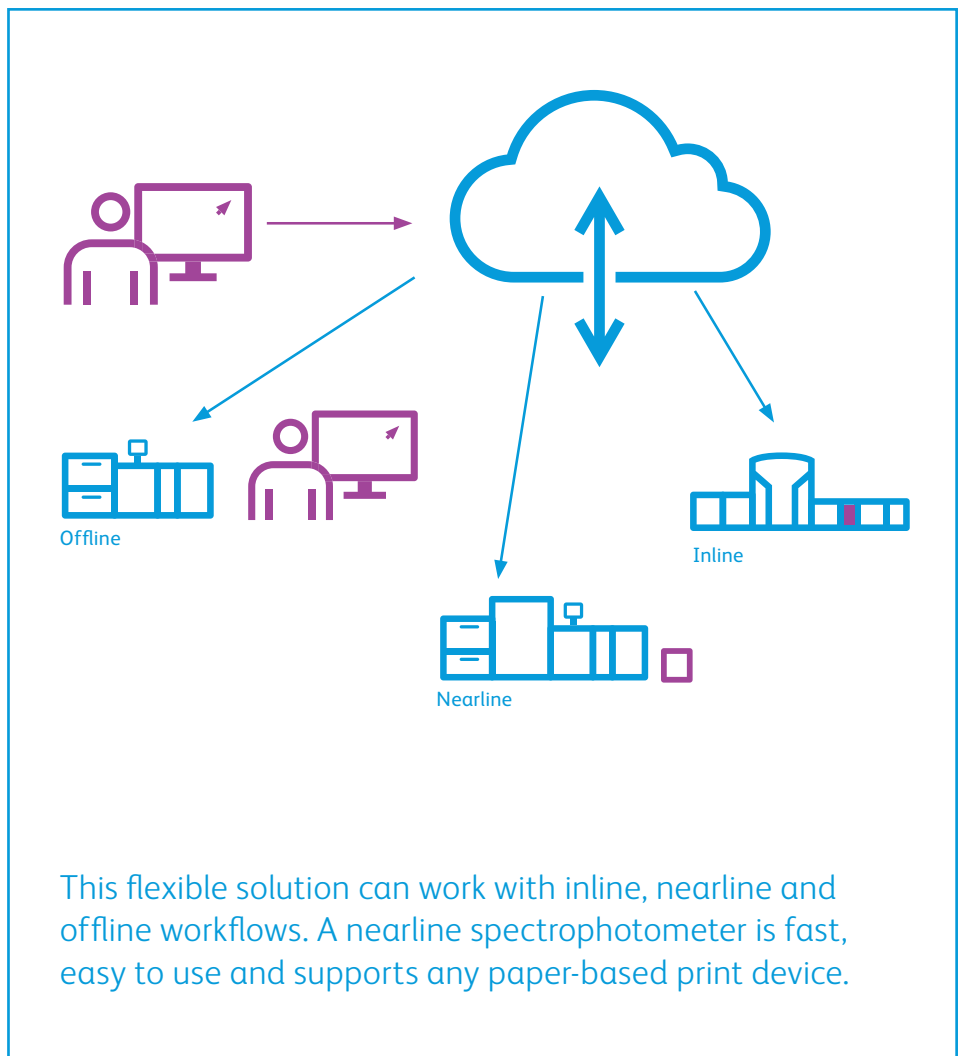
The solution focuses on how to define print conditions and how to monitor them for accuracy using spectrophotometers. Xerox® Automated Colour Management defines an end-to-end workflow that delivers colour consistency. The key is to get control of your colour critical settings and resources even at content composition and prepress.



Getting Started

First, you'll identify who will be the colour expert from your staff. The good news is no special skills are required. Xerox will train your professional on these simple, yet powerful tool sets that are right for your business. Xerox will also train that professional to quickly and easily monitor colour quality and perform recovery steps if required. Your colour expert begins the automated procedure by running a local application, which provides a bridge between the cloud and the digital press(es) on your local network. With one click, the colour expert can initiate the automated activity of checking colour against your specification, from one location. Colour targets are submitted to each press, printed and read by an inline spectrophotometer (ILS), a networked nearline or an offline spectrophotometer. The data is collected from each press and returned to the colour expert for immediate analysis. The data then goes to the cloud for review and archiving.

The IntegratedPLUS Automated Colour Management software verifies whether colour falls within your predefined specification. If the press is within range, the activity is completed; if the press is outside of your aim, the colour expert or on-site operator is trained to troubleshoot and follow procedures to return your press to the established colour tolerances.



Options for Every Workflow

So how does this data collection work? In the traditional offline method of collecting spectral data, the operator uses a local computer or digital front end to collect data and scans sheets using a handheld spectrophotometer. This process can be used for any press; however, operators are not always able to complete scanning and data collection tasks due to the need to keep up with production. This method can be error prone and tasks aren't always completed on time or when necessary.

Nearline

A newer and simpler method uses a nearline spectrophotometer. This method can be done in a manner of minutes, which simplifies the operator's job. The nearline spectrophotometer is easy to use and requires minimal training. The operator simply prints the target sheets, removes them from the press or digital printer, trims them to size and scans them. The new X-Rite® i1 iSis 2net spectrophotometer has a built-in microcomputer and a network

connection. The X-Rite i1 iSis 2net doesn't require a USB connection or PC or any separate software to scan the target sheets. The operator can walk up to a device, press a button, load the target and return to other tasks.

Inline

The inline method of scanning sheets is the simplest one of all. If a Xerox® press such as an iGen® is configured with an inline spectrophotometer (ILS), you can validate whether a press is in or out of spec at the click of a button. Once the media is selected for printing, the operator clicks a button and the ILS does all the work – it scans each patch on each sheet as it goes through the paper path. The only operator action after that is to remove the target sheets from the top tray. With Automated Colour Management, data is automatically scanned to the cloud once the sheets are delivered.

IntegratedPLUS Automated Colour Management supports offline, nearline and inline workflows for all presses on your shop floor, both Xerox® and non-Xerox®.

The goal is to introduce unprecedented productivity, quality and consistency by giving you the ability to monitor your presses daily. By simplifying your procedures and processes, ACM enables your staff to maintain production while achieving improved quality.

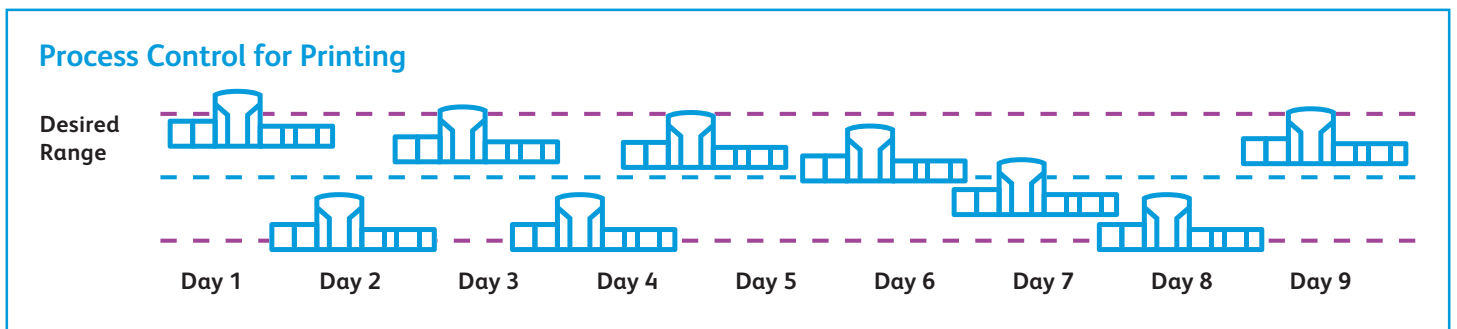
If a press is out of spec, a recovery process will be initiated to get you back in production quickly.

Predefined workflow and printer recovery steps save time and ensure consistency. Recovery procedures for out-of-spec presses may include maintenance tasks such as:

- Calibration
- Profiling
- Re-checking press maintenance
- Re-checking critical DFE settings
- Checking environmental conditions

Answering All Your Colour Management Needs

From prepress through printing. From process control, to profiling, to spot colour creation. Xerox works with industry leaders in colour management so you can confidently perform all your colour management tasks.



To create consistent colour time after time, you need to ensure your presses are within your predefined colour specification. We provide your colour expert with tools to make it simple to monitor your presses regularly and get them back in spec when needed.

For select Xerox® presses, the solution also offers remote administration of critical colour resources such as ICC profiles and CMYK spot colours. For those engines equipped with an ILS, your colour expert has quick access to the presses' performance across the room or across the country.

Industry-leading colour management partners CGS and CMI have exclusive access to remote interfaces for Xerox® DFEs and print engines. Partner solutions provide colour management support across the Xerox® portfolio as well as non-Xerox® digital and offset presses.

Partner applications such as CGS ORIS LYNX and CMI SaaScolourmanagement.com are used to check for in or out of specification as well as to create profiles and update spot colours. For process control, partner software performs the colour verification by sending a simple test target to the local

printer and validating its response against a known target specification. Remote administration of your resources allows you to access your press's Xerox® DFE from a centralised location. Whether on site or off site, your colour expert will have access to your entire fleet from a single user interface.

Xerox offers one of the most secure and robust SaaS colour management solutions in the industry today. Xerox and its partners work behind your firewall by providing a dedicated local application that eliminates the need to expose your printer resources in the cloud.



Xerox® Automated Colour Management – A Fleet Solution Without Parallel

The solution enables your colour expert to collect spectral data and build a profile for one or a fleet of presses of the same model.

For select Xerox® presses, spot colour tables can also be created, updated or deleted for both PANTONE® and custom colours.

What does all this flexibility mean? You can now monitor print conditions easily and often, even during production, and quickly correct colour variations with new profiles and spot colour tables. For example, you could make sure you can pass GRACoL®

or Fogra certification every shift, not just once a year. With Xerox® Automated Colour Management, the skill sets required on the shop floor are minimal, which means unmatched consistency and quality.

Other digital presses can also be brought into the same workflow. While their colour management processes may not be as automated, they can still take advantage of the same unique capabilities.

Only Xerox offers this solution today and is leading the industry in defining the way colour management should be performed in the 21st century.



The Xerox advantage:
the remote management
of colour resources.

Immediately reap the benefits of a powerful colour management workflow.



Whether your workflow is inline, nearline or offline, with Xerox® IntegratedPLUS Automated Colour Management, you can produce great work more quickly, accurately and productively than ever before.

Confident Colour

Xerox prides itself on the fact that we deliver industry-leading, automated colour management technology across our digital colour portfolio. In conjunction with the Xerox® presses, Xerox® Confident Colour – a collection of the finest colour management technologies and services – delivers more outstanding colour and more saleable output.

From technology to consulting expertise, to business development tools, to custom solutions, Xerox® Confident Colour can help you delight customers, produce more jobs, reduce your costs and grow your business.

Partnerships with industry leaders such as CGS ORIS and CMI allow you to be sure that your presses work together seamlessly to provide you with high-quality, accurate and repeatable colour reproduction on all your presses.

Automated Colour Management allows your organisation to:

- Improve productivity and reliability over current manual processes
- Cut costs by making colour management far more predictable and efficient
- Simplify multi-engine/multi-site colour management for digital, inkjet or offset presses, regardless of vendor
- Integrate with inline, offline or nearline workflows to meet your shop requirements
- Lower labour costs
- Reduce manual errors and eliminate wasted time and materials
- Leverage your current technology investment – no new IT investment needed
- Gain confidence knowing that you have Xerox support

www.xerox.com/integratedPLUScolor

