



# Support Guide



Copyright © 2002, Xerox Corporation. All Rights Reserved. Unpublished rights reserved under the copyright laws of the United States. Contents of this publication may not be reproduced in any form without permission of Xerox Corporation.

Copyright protection claimed includes all forms of matters of copyrightable materials and information now allowed by statutory or judicial law or hereinafter granted, including without limitation, material generated from the software programs which are displayed on the screen such as styles, templates, icons, screen displays, looks, etc.

XEROX®, The Document Company®, the stylized X, CentreWare®, DocuPrint®, Made For Each Other®, Phaser®, PhaserShare®, the TekColor® icon, and WorkSet® are registered trademarks of Xerox Corporation. infoSMART™, PhaserPort™, PhaserPrint™, PhaserSMART™, PhaserSym™, PhaserTools™, and the TekColor™ name are trademarks of Xerox Corporation.

Adobe®, Acrobat®, Acrobat® Reader®, Illustrator®, PageMaker®, Photoshop®, PostScript®, ATM®, Adobe Garamond®, Birch®, Carta®, Mythos®, Quake®, and Tekton® are registered trademarks and Adobe Jenson™, Adobe Brilliant Screens™ technology, and IntelliSelect™ are trademarks of Adobe Systems Incorporated or its subsidiaries which may be registered in certain jurisdictions.

Apple®, LaserWriter®, LocalTalk®, Macintosh®, Mac® OS, AppleTalk®, TrueType2®, Apple Chancery®, Chicago®, Geneva®, Monaco®, and New York® are registered trademarks, and QuickDraw™ is a trademark of Apple Computer Incorporated.

Marigold™ and Oxford™ are trademarks of AlphaOmega Typography.

Avery™ is a trademark of Avery Dennison Corporation.

PCL® and HP-GL® are registered trademarks of Hewlett-Packard Corporation.

Hoefler Text was designed by the Hoefler Type Foundry.

ITC Avant Guard Gothic®, ITC Bookman®, ITC Lubalin Graph®, ITC Mona Lisa®, ITC Symbol®, ITC Zapf Chancery®, and ITC Zapf Dingbats® are registered trademarks of International Typeface Corporation.

Bernhard Modern™, Clarendon™, Coronet™, Helvetica™, New Century Schoolbook™, Optima™, Palatino™, Stempel Garamond™, Times™, and Univers™ are trademarks of Linotype-Hell AG and/or its subsidiaries.

MS-DOS® and Windows® are registered trademarks of Microsoft Corporation.

Wingdings™ in TrueType® format is a product of Microsoft Corporation. WingDings is a trademark of Microsoft Corporation and TrueType is a registered trademark of Apple Computer, Inc.

Albertus™, Arial™, Gill Sans™, Joanna™, and Times New Roman™ are trademarks of Monotype Corporation.

Antique Olive® is a registered trademark of M. Olive.

Eurostile™ is a trademark of Nebiolo.

Novell® and NetWare® are registered trademarks of Novell, Incorporated.

Sun® and Sun Microsystems® are registered trademarks of Sun Microsystems, Incorporated. SPARC® is a registered trademark of SPARC International, Incorporated. SPARCstation™ is a trademark of SPARC International, Incorporated, licensed exclusively to Sun Microsystems, Incorporated.

UNIX® is a registered trademark in the US and other countries, licensed exclusively through X/Open Company Limited.

As an ENERGY STAR® partner, Xerox Corporation has determined that this product meets the ENERGY STAR guidelines for energy efficiency. The ENERGY STAR name and logo are registered U.S. marks.



This product uses code for SHA-1 written by John Halleck, which is being used with his permission.

This product includes an implementation of LZW licensed under U.S. Patent 4,558,302.

Other marks are trademarks or registered trademarks of the companies with which they are associated.

PANTONE® Colors generated by the Phaser 6200 Color Printer are four- and/or three-color process simulations and may not match PANTONE-identified solid color standards. Use current PANTONE Color Reference Manuals for accurate colors.

PANTONE Color simulations are only obtainable on this product when driven by qualified Pantone-licensed software packages. Contact Pantone, Inc. for a current list of qualified licensees.

# Contents

<b>Web Links</b> .....	<b>1</b>
<b>Xerox Supplies and Accessories</b> .....	<b>2</b>
Supplies .....	2
Customer-Replaceable Consumables (CRCs) .....	2
Customer-Replaceable Units (CRUs) .....	5
Accessories .....	5
Paper and Media .....	6
<b>Printer Warranty</b> .....	<b>8</b>
Consumables Warranty .....	9
<b>User Safety Summary</b> .....	<b>11</b>
Electrical Safety .....	11
Maintenance Safety .....	12
Operational Safety .....	12
Symbols Marked on Product .....	14
<b>Printer Specifications</b> .....	<b>15</b>
Physical Specifications .....	15
Environmental Specifications .....	15
Temperature .....	15
Relative Humidity .....	15
Electrical Specifications .....	15
Performance Specifications .....	16
Resolution .....	16
Print Speed .....	16
Controller Specifications .....	16
Memory .....	16
Page Description Languages (PDL) .....	16
Resident Fonts .....	16
Interfaces .....	16
<b>Regulatory Information</b> .....	<b>17</b>
Declaration of Conformity .....	18
In the European Union .....	18
<b>Material Safety Data Sheet</b> .....	<b>19</b>
<b>Index</b> .....	<b>23</b>

## Web Links

Xerox provides you many resources to learn more about your Xerox Phaser® 6200 Color Laser Printer. Use these web sites to obtain information on your printer.

To link to product and supplies information, download printer drivers, view documents, and access support information:	<a href="http://www.xerox.com/officeprinting">www.xerox.com/officeprinting</a>
To access the troubleshooting knowledge base used by Xerox Customer Support staff:	<a href="http://www.xerox.com/officeprinting/infoSMART">www.xerox.com/officeprinting/infoSMART</a>
To link to a color resource for tools and information, such as interactive tutorials, color printing templates, helpful tips, and customized features to meet your individual needs:	<a href="http://www.colorconnection.xerox.com">www.colorconnection.xerox.com</a>
To view technical support information:	<a href="http://www.xerox.com/officeprinting/6200support">www.xerox.com/officeprinting/6200support</a>
To order Xerox supplies:	<a href="http://www.xerox.com/officeprinting/6200supplies">www.xerox.com/officeprinting/6200supplies</a>
To find your local sales and support center:	<a href="http://www.xerox.com/officeprinting/contacts">www.xerox.com/officeprinting/contacts</a>

# Xerox Supplies and Accessories

This section includes part numbers and information on the following types of supplies and accessories:

- Customer-Replaceable Consumables (CRCs) — see page 2.
- Customer-Replaceable Units (CRUs) — see page 5.
- Accessories, including upgrades and options — see page 5.
- Paper and Media — see page 6.

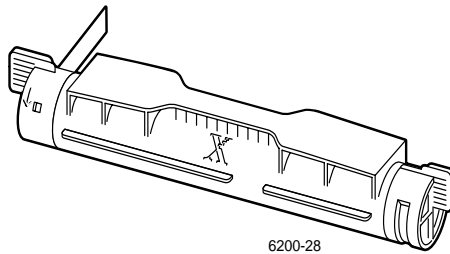
When the front panel prompts you that a consumable is low or needs to be replaced, make sure that you have replacements on hand. To order supplies and accessories, contact your local reseller or visit the Xerox web site: [www.xerox.com/officeprinting/6200supplies](http://www.xerox.com/officeprinting/6200supplies)

## Note

Inside the printer, all handles and points of user interaction for replacing Customer-Replaceable Consumables (CRCs) are **orange**.

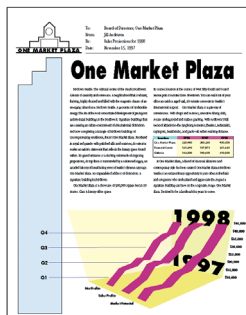
## Supplies

### Customer-Replaceable Consumables (CRCs)



### Toner Cartridges

High-capacity toner cartridge life expectancy is up to 8,000 images on letter-size paper at 5 percent coverage per color. Standard-capacity toner cartridge life expectancy is up to 3,000 images on letter-size paper at 5 percent coverage per color.



This is an example of 5 percent coverage per color (20 percent total coverage).

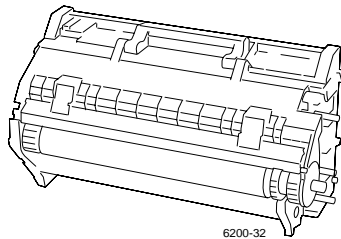
The following customer usage patterns may significantly reduce toner cartridge life:

- Higher than 5 percent coverage
- Using paper that is larger than letter-size
- Printing jobs of less than 4 pages
- Using Enhanced or Photo print-quality mode

**Note**

Toner life expectancy will be reduced when the printer is first installed. Subsequent toner cartridges should achieve normal life expectancy.

Item	Part Number
<b>High-Capacity Toner Cartridges:</b>	
Black	016-2008-00
Cyan	016-2005-00
Magenta	016-2006-00
Yellow	016-2007-00
<b>Standard-Capacity Toner Cartridges:</b>	
Black	016-2004-00
Cyan	016-2001-00
Magenta	016-2002-00
Yellow	016-2003-00

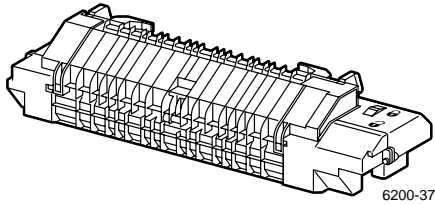


**Imaging Unit**

Imaging unit life expectancy is up to 30,000 letter-size pages based on continuous printing. The following customer usage patterns may significantly reduce imaging unit life:

- Printing jobs of less than 4 pages
- Higher than 10 percent coverage per color (40% total coverage)
- Using paper that is larger than letter-size
- Using Enhanced or Photo print-quality mode
- Automatic two-sided printing
- Exposing the imaging unit to light for more than 10 minutes

Item	Part Number
Imaging Unit	016-2012-00

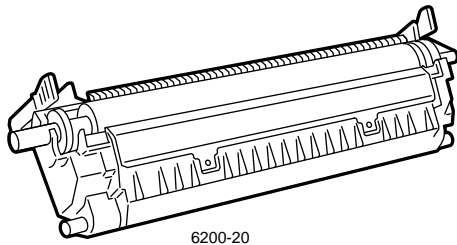


## Fuser

Fuser life expectancy is up to 60,000 letter-size pages. The following customer usage patterns may significantly reduce the fuser life:

- Printing large numbers of transparencies or specialty papers
- Printing on certain unsupported papers, especially inkjet papers and inkjet transparencies
- Not setting the paper type correctly on the front panel so that the fuser temperature is not set correctly

Item	Part Number
110 Volt	016-2014-00
220 Volt	016-2015-00



## Transfer Roller

Transfer roller life expectancy is up to 15,000 letter-size pages based on continuous printing. The following customer usage patterns may significantly reduce the transfer unit life:

- Printing jobs of less than 4 pages
- Excessive opening and closing of Door A
- Turning the printer off and on
- Printing on transparencies or specialty papers
- Automatic two-sided printing
- Printing with high toner coverage

Item	Part Number
Transfer Roller	016-2013-00

## Customer-Replaceable Units (CRUs)

### Universal Paper Tray

Item	Description	Part Number
Tray 1	<ul style="list-style-type: none"> <li>■ 500 sheets of 75 g/m<sup>2</sup> (20 lb. bond) paper</li> <li>■ 100 Phaser® 6200 Premium Transparency sheets (Tray 1 only)</li> </ul>	116-1330-00
Trays 2-3	<ul style="list-style-type: none"> <li>■ 500 sheets of 75 g/m<sup>2</sup> (20 lb. bond) paper</li> </ul>	116-1330-00

### Feed Roller Kit

Description	Part Number
<ul style="list-style-type: none"> <li>■ Set of 2 feed rollers to replace the rollers in one tray</li> <li>■ Life expectancy is up to 100,000 pages.</li> </ul>	116-1331-00

## Accessories

### Internal Hard Drive

Description	Part Number
<ul style="list-style-type: none"> <li>■ 10 Gbyte capacity</li> <li>■ Adds more storage for downloaded fonts.</li> <li>■ Provides support for collation, Secure Print, Saved Print, and Proof Print jobs.</li> <li>■ Enables PDF printing.</li> </ul>	6200HD

### Additional Memory

Item	Part Number
<ul style="list-style-type: none"> <li>■ 64 Mbytes</li> <li>■ 128 Mbytes</li> <li>■ 256 Mbytes</li> </ul>	ZMD64 ZMD128 ZMD256

### High-Capacity Feeder

Description	Part Number
<ul style="list-style-type: none"> <li>■ 2 additional trays that can hold up to legal paper</li> <li>■ Paper capacity is 1000 sheets of 75 g/m<sup>2</sup> (20 lb. bond) paper in two trays.</li> </ul>	6200HCF

### Printer Cart

Description	Part Number
<ul style="list-style-type: none"> <li>■ Provides adjustable height for Phaser 6200B, Phaser 6200N, and Phaser 6200DP models.</li> <li>■ Provides storage for supplies.</li> <li>■ Enables easy access to rear cables.</li> </ul>	ZCARTD/A

## Upgrade Kits

Description	Part Number
<b>Phaser 6200B to Phaser 6200N Upgrade Kit:</b>	6200FN/A
<ul style="list-style-type: none"> <li>■ Provides 10/100 Base-TX networking capability.</li> <li>■ Adds additional 64 Mbytes of memory.</li> <li>■ Enables Enhanced print-quality mode (2400 x 600 dpi resolution).</li> </ul>	
<b>Phaser 6200N to Phaser 6200DP Upgrade Kit:</b>	6200FP/A
<ul style="list-style-type: none"> <li>■ Provides automatic duplexing (2-sided printing).</li> <li>■ Enables Enhanced print-quality mode (2400 x 600 dpi resolution).</li> <li>■ Enables Photo print-quality mode (1200 x 1200 dpi resolution).</li> </ul>	

## Paper and Media

### Phaser Professional Printing Paper

Item	Size	Description	Part Number
Phaser Premium Color Printing Paper 90 g/m <sup>2</sup> (24 lb. bond)	A/Letter (U.S.) 8.5 x 11 in.	500 sheets	016-1368-00
	A4 (Metric Letter) 210 x 297 mm	500 sheets	016-1369-00
Phaser Glossy Coated Paper 148 g/m <sup>2</sup> (100 lb. book)	A/Letter (U. S.) 8.5 x 11 in.	100 sheets	016-1704-00
	A4 (Metric Letter) 210 x 297 mm	100 sheets	016-1705-00
Phaser Premium Cover Paper 160 g/m <sup>2</sup> (60 lb. cover)	A/Letter (U. S.) 8.5 x 11 in.	100 sheets	016-1823-00
	A4 (Metric Letter) 210 x 297 mm	100 sheets	016-1824-00

### Phaser 6200 Premium Transparency Film

Size	Description	Part Number
A/Letter (U. S.) 8.5 x 11 in.	50 sheets	016-1948-00
A4 (Metric Letter) 210 x 297 mm	50 sheets	016-1949-00

### Phaser Color Laser Labels

Size	Description	Part Number
A/Letter (U. S.) 8.5 x 11 in. (108 lb. label)	100 sheets / 30 labels per sheet (1.0 x 2.625 in. labels)	016-1812-00
A/Letter (U. S.) 8.5 x 11 in. (108 lb. label)	100 sheets / 6 labels per sheet (3.33 x 4.0 in. labels)	016-1813-00
A4 (Metric Letter) 210 x 297 mm (176 g/m <sup>2</sup> )	100 sheets / 14 labels per sheet (38.1 x 99.1 mm labels)	016-1814-00
A4 (Metric Letter) 210 x 297 mm (176 g/m <sup>2</sup> )	100 sheets / 8 labels per sheet (67.7 x 99.1 mm labels)	016-1815-00

**Phaser CD/DVD Labels and Inserts**

<b>Item</b>	<b>Description</b>	<b>Part Number</b>
A/Letter (U.S.) 8.5 x 11 in. (50 lb. bond)	10 sheets / 2 labels per sheet 20 sheets / 1 insert per sheet A/Letter (U.S.) 8.5 x 11 in. cards	016-2011-00
A4 (Metric Letter) 210 x 297 mm (190 g/m <sup>2</sup> )	10 sheets / 2 labels per sheet 20 sheets / 1 insert per sheet A4 (Metric Letter) 210 x 297 mm cards	016-2026-00

**Phaser Digital Photo Paper**

<b>Item</b>	<b>Description</b>	<b>Part Number</b>
A/Letter (U.S.) 8.5 x 11 in. (60 lb. cover)	25 sheets	016-2009-00
A4 (Metric Letter) 210 x 297 mm (157 g/m <sup>2</sup> )	25 sheets	016-2010-00

**Phaser Premium Business Cards**

<b>Item</b>	<b>Description</b>	<b>Part Number</b>
A/Letter (U.S.) 8.5 x 11 in. (50 lb. bond)	25 sheets / 10 cards per sheet 2.0 x 3.5 in. cards	016-1898-00
A4 (Metric Letter) 210 x 297 mm (190 g/m <sup>2</sup> )	25 sheets / 10 cards per sheet 51 x 89 mm cards	016-1899-00

**Phaser Premium Greeting Cards with Envelopes**

<b>Item</b>	<b>Description</b>	<b>Part Number</b>
A/Letter (U.S.) 8.5 x 11 in. (70 lb.)	25 sheets / envelopes	016-1987-00
A4 (Metric Letter) 210 x 297 mm (190 g/m <sup>2</sup> )	25 sheets / envelopes	016-1988-00

# Printer Warranty

Xerox warrants that the **Phaser 6200 Color Laser Printer** will be free from defects in materials and workmanship for a period of one (1) year from the date of shipment or 300,000 prints, whichever comes first. If the product proves defective during the warranty period, Xerox, at its option, will:

- repair the product by means of telephone support or on-site service at no charge for parts or labor,
- replace the product with a comparable product,
- replace the product with a remanufactured unit, or
- refund the amount paid for the product, less a reasonable allowance for usage, upon its return.

Under this product warranty, the Customer must notify Xerox or its authorized service representative of the defect before the expiration of the warranty period. To obtain service under this warranty, the Customer must first contact Xerox Telephone Support personnel or that of its authorized service representative. Telephone Support personnel will work to resolve issues professionally and quickly, however the Customer must reasonably assist Xerox or its authorized representative.

If telephone support is unsuccessful, Xerox or its authorized service representative will provide warranty repair at Customer's site without charge as provided below.

Service is available within the customary on-site service area in the United States, Canada, and the European Economic Area for products purchased in the United States, Canada, and the EEA.

Outside the US, Canada, & EEA, service is available within the customary on-site service area in the country of purchase

Xerox reserves the right to charge for on-site service in exceptional cases.

A description of the customary on-site service area may be obtained from the local Xerox Customer Support Center or authorized Xerox distributor. On-site service is at Xerox or its authorized service representative's sole discretion and is considered an option of last resort.

- If the Customer's product contains features that enable Xerox or its authorized service representative to diagnose and repair problems with the product remotely, Xerox may request that the Customer allow such remote access to the product.

In the maintenance of the product, Xerox may use new or equivalent to new parts or assemblies for equal or improved quality. All defective parts and assemblies become the property of Xerox. Xerox, at its option, may request the return of these parts.

## Consumables Warranty

Xerox warrants that toner cartridges will be free from defects in materials and workmanship until the original Xerox toner is depleted. All other Customer Replaceable Consumables (CRCs) will be covered for a period of ninety (90) days (six (6) months where longer periods are required by law) from the date of installation, but not more than one (1) year from date of shipment. Under this warranty, the Customer must notify Xerox or its authorized service representative of the defect before the expiration of the warranty period. XEROX MAY REQUIRE THAT THE DEFECTIVE CRC BE RETURNED TO A DESIGNATED XEROX DEPOT OR THE XEROX REPRESENTATIVE FROM WHICH THE CRC WAS ORIGINALLY PURCHASED. Claims will be handled according to the current Xerox procedure.

These warranties shall not apply to any defect, failure or damage caused by improper use or improper or inadequate maintenance and care. Xerox shall not be obligated under these warranties:

- to repair damage resulting from attempts by personnel other than Xerox representatives to install, repair or service the product unless directed by a Xerox representative;
- to repair damage, malfunction, or degradation of performance resulting from improper use or connection to incompatible equipment or memory;
- to repair damage, malfunction, or degradation of performance caused by the use of non-Tektronix/Xerox printer supplies or consumables or the use of Tektronix/Xerox supplies not specified for use with this printer;
- to repair a product or CRC that has been modified or integrated with other products when the effect of such modification or integration increases the time or difficulty of servicing the product or CRC;
- to perform user maintenance or cleaning or to repair damage, malfunction, or degradation of performance resulting from failure to perform user maintenance and cleaning as prescribed in published product materials;
- to repair damage, malfunction, or degradation of performance resulting from use of the product in an environment not meeting the operating specifications set forth in the user manual;
- to repair this product after the limit of its duty cycle has been reached; all service thereafter shall be billed on a time and material basis;
- to replace CRCs that have been refilled, are used up, abused, misused, or tampered with in any way.

THE ABOVE WARRANTIES ARE GIVEN BY XEROX WITH RESPECT TO THIS PRODUCT AND ITS CUSTOMER REPLACEABLE CONSUMABLES IN LIEU OF ANY OTHER WARRANTIES, EXPRESS OR IMPLIED. XEROX AND ITS VENDORS DISCLAIM ANY IMPLIED WARRANTIES OF MERCHANTABILITY OR FITNESS FOR A PARTICULAR PURPOSE OR ANY SIMILAR STANDARD IMPOSED BY APPLICABLE LEGISLATION. XEROX' RESPONSIBILITY TO REPAIR, REPLACE, OR OFFER A REFUND FOR DEFECTIVE PRODUCTS AND CUSTOMER REPLACEABLE CONSUMABLES IS THE SOLE AND EXCLUSIVE REMEDY PROVIDED TO THE CUSTOMER FOR BREACH OF THESE WARRANTIES.

Some states, provinces, and countries do not allow the exclusion or limitation of incidental or consequential damages or exclusions or limitations on the duration of implied warranties or conditions, so the above limitations or exclusions may not apply to you. This warranty gives you specific legal rights, and you may also have other rights that vary by state, province, or country.

TO THE EXTENT ALLOWED BY LOCAL LAW, EXCEPT FOR THE OBLIGATIONS SPECIFICALLY SET FORTH IN THIS WARRANTY STATEMENT, IN NO EVENT SHALL XEROX AND ITS VENDORS BE LIABLE FOR ANY INDIRECT, SPECIAL, INCIDENTAL OR CONSEQUENTIAL DAMAGES (INCLUDING LOSS OF PROFITS) WHETHER BASED ON CONTRACT, TORT, OR ANY OTHER LEGAL THEORY AND IRRESPECTIVE OF WHETHER XEROX OR THE VENDOR HAS ADVANCE NOTICE OF THE POSSIBILITY OF SUCH DAMAGES.

For the software warranty please see the end user license agreement included with the software.

In certain geographies this product is warranted by Fuji Xerox. This statement of warranty does not apply in Japan – please refer to the warranty statement provided in the Japanese user manual for products purchased in Japan.

If you are an Australian consumer, you should be aware that the *Trade Practices Act 1974* and equivalent State and Territory legislation (collectively “**the Acts**”) contain special provisions designed to protect Australian consumers. Nothing in any Fuji Xerox warranty material excludes or limits the application of any provision of any of the Acts, where to do so would contravene the Acts or cause any part of this warranty to be void. In this warranty material, an implied condition or warranty, the exclusion of which from a contract with a “Consumer” (as defined in the Acts) would contravene any provision of the Acts or cause any part or all of this warranty to be void, is called a “Non-excludable Condition”. To the full extent permitted by law, Fuji Xerox’ sole and total liability to the customer for a breach of any Non-excludable Condition (including for any consequential loss suffered by the customer) is limited, except as otherwise stated herein, to (at Fuji Xerox’ option) replacing or repairing the goods, or resupplying, or paying the cost of the resupply of, the services, in respect of which the breach occurred. Subject to the above, all conditions and warranties which would or might otherwise be implied in a Consumer contract, whether by operation of statute, inference from circumstances, industry practice or otherwise, are excluded.

# User Safety Summary

Your printer and the recommended consumable supplies have been designed and tested to meet strict safety requirements. Attention to the following notes will ensure the continued safe operation of your printer.

## Electrical Safety

- Use the power cord supplied with your printer.
- Do not use a ground adapter plug to connect the printer to a power source receptacle that lacks a ground connection terminal.
- Plug the power cord directly into a properly grounded electrical outlet. Do not use an extension cord or power strip. If you do not know whether an outlet is grounded, ask an electrician to check the outlet.

### Warning

Avoid the potential of electrical shock by ensuring that the printer is properly grounded.

- Do not place the printer where people may step on the power cord.
- Do not place objects on the power cord.
- Do not obstruct the ventilation openings. These openings are provided to prevent overheating of the printer.
- Do not drop paper clips or staples into the printer.

### Warning

Do not push objects into slots or openings on the printer. Making contact with a voltage point or shorting out a part could result in fire or electrical shock.

- If you notice unusual noises or odors, switch off the printer power immediately. Disconnect the power cord from the electrical outlet. Call an authorized service representative to correct the problem.
- The power cord is attached to the printer as a plug-in device at the back of the printer. In the event it is necessary to remove all electrical power from the printer, disconnect the power cord from the power receptacle.

### Warning

If the product loses the ground connection, usage of knobs and controls (and other conductive parts) can cause an electrical shock. Electrical products may be hazardous if misused.

### Warning

For your protection, do not disable any internal safety locks or sensors.

## Note

Leaving the printer on is recommended for optimum performance, and does not pose a safety hazard.

- If any of the following conditions occur, switch off the printer power immediately, disconnect the power cord, and call an authorized service representative.
  - The power cord is damaged or frayed.
  - Liquid is spilled into the printer.
  - The printer is exposed to water.

## Maintenance Safety

- Do not attempt any maintenance procedure that is not specifically described in the documentation supplied with your printer.
- Do not use aerosol cleaners. The use of supplies that are not approved may cause poor performance and could create a dangerous condition.
- Do not remove the covers or guards that are fastened with screws unless you are installing optional equipment and are specifically instructed to do so. Power should be OFF when performing these installations. Except for user-installable options, there are no parts that you can maintain or service behind these covers.
- Do not burn any of the consumables (such as a toner cartridge, fuser, or transfer roller).

## Operational Safety

Your printer and supplies were designed and tested to meet strict safety requirements. These include safety agency examination, approval, and compliance with established environmental standards.

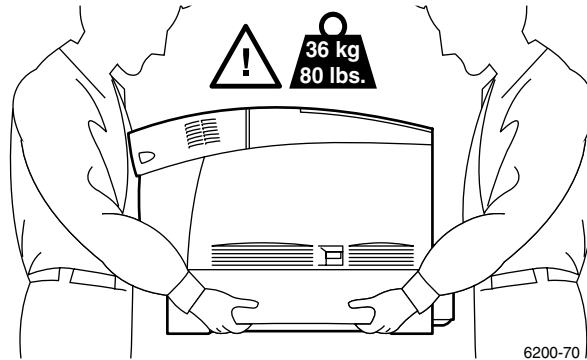
Your attention to the following safety guidelines will help to ensure the continued safe operation of your printer.

- Use the material and supplies specifically designed for your printer. The use of unsuitable materials may result in poor performance and possibly a hazardous situation.
- Follow all warnings and instructions marked on, or supplied with, the printer, options and supplies.
- Place the printer in a dust free area where the temperature range is 50 degrees F to 90 degrees F (10 degrees C to 32 degrees C) and the relative humidity range is 10 percent to 85 percent.
- Place the printer in an area where there is adequate space for ventilation, operation and servicing. The recommended minimal spacing is 20 cm (8 in.) behind and on each side of the printer. Do not block or cover the slots and openings on the printer. Without adequate ventilation, the printer may overheat.
- For optimum performance, use the printer at elevations below 2,500 m (8,200 ft.). Performance may diminish at elevations between 2,500 m (8,200 ft.) and 3,000 m (9,840 ft.). Use at elevations above 3,000 m (9,840 ft.) exceeds operability limits.
- Do not place the printer near a heat source.
- Do not place the printer in direct sunlight.

- Do not place the printer in line with the cold air flow from an air conditioning system.
- Place the printer on a level, solid surface with adequate strength for the weight of the machine. The base printer weight without any packaging materials is approximately 36 kg (80 pounds).
- The printer is heavy, and must be lifted by **two** people. The illustration below shows the proper technique for lifting the printer.

**Note**

Do not use the Multi-Purpose Tray to lift the printer.



- Follow the recommended procedure when moving the printer from one location to another. You can find this procedure in the *Moving Guide* printable page located in the *Setup Guide* of the **Interactive Documentation CD-ROM**.
- Do not place any liquids on the printer.

**Warning**

Be careful when working in areas inside the printer identified with a warning symbol. These areas may be very hot and could cause personal injury.

- Wait 10-15 seconds between switching the printer off and on.
- Keep hands, hair, neckties, etc., away from the exit and feed rollers.

While printing, follow these safety guidelines:

- Do not remove the paper source tray that you have selected in the driver or front panel.
- Do not open the covers while printing.
- Do not move the printer while printing.

## Symbols Marked on Product

DANGER high voltage.



Protective ground (earth) terminal.



Hot surface on or in the printer. Use caution to avoid personal injury.



Avoid pinching fingers in the printer. Use caution to avoid personal injury.



Use caution (or draws attention to a particular component). Refer to the manual(s) for information.



# Printer Specifications

## Physical Specifications

Width: 439 mm (17.3 in.)

Depth: 590 mm (23.2 in.)

Height: 445 mm (17.5 in.)

Weight: 36 kg (80 lbs.)

## Environmental Specifications

### Temperature

- Storage: -20 degrees to 60 degrees C / -4 degrees to 140 degrees F
- Operating: 10 degrees to 32 degrees C / 50 degrees to 90 degrees F
- Optimum print quality environmental conditions: 17 degrees to 26 degrees C / 62 degrees to 80 degrees F

### Relative Humidity

- Storage: 10% to 95%
- Operating: 10% to 85%
- Optimum print quality environmental conditions: 35% to 70%

## Electrical Specifications

Available in two models:

- 110-127 VAC, 50/60 Hz
- 220-240 VAC, 50/60 Hz

ENERGY STAR® qualified printer

## Performance Specifications

### Resolution

- 600 x 600 dpi
- 2400 x 600 dpi (not available on Phaser® 6200B Color Laser Printer)
- 1200 x 1200 dpi (not available on Phaser® 6200B Color Printer or Phaser® 6200N Color Laser Printer)

### Print Speed

- Up to 16 ppm (pages per minute)

## Controller Specifications

500 MHz processor

### Memory

- 64 Mbytes PC133 DRAM Standard on the Phaser® 6200B Color Printer
- 128 Mbytes PC133 DRAM Standard on the Phaser® 6200N Color Printer
- 128 Mbytes PC133 DRAM Standard on the Phaser® 6200DP Color Printer
- 256 Mbytes PC133 DRAM Standard on the Phaser® 6200DX Color Printer
- Upgradable to a maximum of 512 Mbytes

### Page Description Languages (PDL)

- PCL5c (not available on Phaser® 6200B Color Printer)
- Adobe PostScript 3
- PDF (not available on Phaser® 6200B Color Printer; requires the internal hard drive)

### Resident Fonts

- 136 PostScript Type 1
- 115 Central European PostScript Type 1
- 45 PCL fonts

### Interfaces

- IEEE 1284 parallel
- Ethernet 10BaseT and 100BaseTx
- USB

## Regulatory Information

The equipment described in this manual generates and uses radio frequency energy. If it is not installed properly in strict accordance with Xerox's instructions, it may cause interference with radio and television reception or may not function properly due to interference from another device. However, there is no guarantee that interference will not occur in a particular installation. If this equipment does cause harmful interference to radio or television reception, which can be determined by turning the equipment off and on, the user is encouraged to try to correct the interference by one or more of the following measures:

- Reorient or relocate the receiver (device being interfered with).
- Increase the separation between the printer and the receiver.
- Connect the printer into an outlet on a circuit different from that which the receiver is connected.
- Route the interface cables on the printer away from the receiver
- Consult the dealer, Xerox service, or an experienced radio/television technician for help.

Changes or modifications not expressly approved by Xerox can affect the emission and immunity compliance and could void the user's authority to operate this product. To ensure compliance, use shielded interface cables. A shielded parallel cable can be purchased directly from Xerox at [www.xerox.com/officeprinting/6200supplies](http://www.xerox.com/officeprinting/6200supplies).

Xerox has tested this product to internationally accepted electromagnetic emission and immunity standards. These standards are designed to mitigate interference caused or received by this product in a normal office environment. This product is also suitable for use in a residential environment based on the levels tested.

In the United States this product complies with the requirements of an unintentional radiator in part 15 of the FCC rules. Operation is subject to the following two conditions: (1) this device may not cause harmful interference; (2) this device must accept any interference received, including interference that may cause undesired operation.

This digital apparatus does not exceed the Class B limits for radio noise emissions from digital apparatus set out in the Radio Interference Regulations of the Canadian Department of Communications, ICES-003.

Le présent appareil numérique n'émet pas de bruits radioélectrique dépassant les limites applicables aux appareils numériques de la classe B prescrites dans le Règlement sur le brouillage radioélectrique édicté par le ministère des Communications du Canada, NMB-003.

## Declaration of Conformity

Xerox Corporation, declares, under our sole responsibility that the printer to which this declaration relates, is in conformity with the following standards and other normative documents:

### In the European Union

following the provisions of the Low Voltage Directive 73/23/EEC and its amendments:

EN 60950 (IEC 950)	"Safety of Information Technology Equipment including Electrical Business Equipment"
--------------------	--------------------------------------------------------------------------------------

following the provisions of the Electromagnetic Compatibility Directive 89/336/EEC and its amendments:

EN55022:1998 (CISPR 22)	"Limits and Methods of measurement of radio interference characteristics of Information Technology Equipment." Class B.
EN61000-3-2:1995 +A1:1998+A2:1998. (IEC61000-3-2)	"Part 3: Limits - Section 2: Limits for harmonic current emissions (equipment input current less than or equal to 16A per phase)."
EN61000-3-3:1995 (IEC61000-3-3)	"Part 3: Limits - Section 3: Limitation of voltage fluctuations and flicker in low-voltage supply systems for equipment with rated current less than or equal to 16A."
EN55024:1998 (CISPR 24)	"Information technology equipment - Immunity characteristics - Limits and methods of measurement. "

CISPR 24 Immunity Phenomena	Basic Standard	Test Specification
Electrostatic Discharge	IEC61000-4-2:1995	6kV Contact, 10kV Air
Radio-Frequency Electromagnetic Field (radiated)	IEC61000-4-3:1995	80-1000 MHz, 3V/m, 80% AM @ 1 KHz
Fast Burst Transients	IEC61000-4-4:1995	5/50 Tr/Th ns, 5kHz Rep. Freq 0.5kV on Signal Lines 1kV on AC Mains
Line Surge	IEC61000-4-5:1995	Combination wave 2.0kV Common mode 2.0kV Differential mode
Radio-Frequency Electromagnetic Field (Conducted)	IEC61000-4-6:1996	0.15 - 80 MHz, 3V, 80% AM @ 1kHz
Line voltage dips	IEC61000-4-11:1994	>95% dip for ½ cycle @ 50 Hz 30% dip for 25 cycles @ 50 Hz
Line voltage drop-out	IEC61000-4-11:1994	>95% dropout for 250 cycles @ 50 Hz

This product, if used properly in accordance with the user's instructions is neither dangerous for the consumer nor for the environment.

A signed copy of the Declaration of Conformity for this product can be obtained from Xerox.

# Material Safety Data Sheet

Manufacturer: Xerox Corporation, Office Printing Business  
 P. O. Box 1000, Wilsonville, Oregon, 97070-1000  
 Preparation Date: January 15, 2002

## SECTION 1 – PRODUCT IDENTIFICATION

Product Names	Part Numbers
Black Toner Cartridge	016-2008-00, 016-2004-00
Cyan Toner Cartridge	016-2005-00, 016-2001-00
Magenta Toner Cartridge	016-2006-00, 016-2002-00
Yellow Toner Cartridge	016-2007-00, 016-2003-00
Imaging Unit, contains Developer	016-2012-00

**Product Use: XEROX Phaser® 6200 Color Printers**

## SECTION 2 - INFORMATION ON INGREDIENTS

Ingredients (percent by weight)	CAS number
<b>Toner:</b>	
Polyester resins (70-90%)	Trade Secret
Carbon black or non-hazardous color pigments (<10%)	carbon black: 1333-86-4
Paraffin and vegetable waxes (<15%)	Trade secret
Amorphous silicas (<8%)	Trade secret
<b>Developer:</b>	
Frits, chemicals (>90%)	Trade secret
Toner (<10%)	Trade secret

## SECTION 3 - HAZARDS IDENTIFICATION

**ROUTES OF EXPOSURE:** Toner and developer powders are encased in a cartridge. Minimal exposure through inhalation or skin contact is expected when used as intended.

**POTENTIAL HEALTH EFFECTS:** Health effects from this product are expected to be negligible, when product is used as intended. See Section 11, Toxicology Information.

**Immediate Effects:**

Inhalation: Minimal irritation to respiratory tract, as for any non-toxic dust

Skin: Not expected to cause skin irritation

Eye: Not expected to cause eye irritation

Ingestion: Not an expected route of exposure

**Chronic Effects:** None known

**SIGNS AND SYMPTOMS OF EXPOSURE:** Minor irritation to respiratory tract.

**MEDICAL CONDITIONS AGGRAVATED BY EXPOSURE:** None known.

## SECTION 4 - FIRST AID MEASURES

**INHALATION:** Remove person to fresh air. Seek medical attention if symptoms occur.

**EYES:** If particles get into eye, flush thoroughly with water. Seek medical attention if symptoms occur.

**SKIN:** Wash thoroughly with soap and water. Seek medical attention if symptoms occur.

**INGESTION:** Dilute stomach contents with several glasses of water. Seek medical attention if symptoms occur.

## SECTION 5 - FIRE FIGHTING MEASURES

**FLASH POINT:** Not applicable

**FIRE & EXPLOSION HAZARDS:** Toner is a combustible powder. Like most organic powders, it can form explosive mixtures when dispersed in air.

**EXTINGUISHING MEDIA:** Water, dry chemical, carbon dioxide, or foam.

**FIRE FIGHTING INSTRUCTIONS:** Avoid inhalation of smoke. As for any fire, wear protective clothing and self-contained breathing apparatus.

## SECTION 6 - ACCIDENTAL RELEASE MEASURES

**Spill OR LEAK:** Sweep up or vacuum spilled materials and carefully transfer into sealable waste container. Sweep slowly to minimize generation of dust during clean up. If a vacuum is used, the motor must be rated as dust tight. A conductive hose bonded to the machine should be used to reduce static buildup. Clean up residue if necessary with soap and cold water. Wash or dry clean garments after removing loose toner.

## SECTION 7 - HANDLING AND STORAGE

**HANDLING:** No special precautions, when used as intended.

**STORAGE:** Avoid high temperatures.

## SECTION 8 - EXPOSURE CONTROL - PERSONAL PROTECTION

No special personal protection indicated, when used as intended in Xerox Phaser® color printers.

THRESHOLD LIMIT VALUE (TLV): 10 mg/m<sup>3</sup> (total dust)

PERMISSIBLE EXPOSURE LIMIT (PEL): 15 mg/m<sup>3</sup> (total dust); 5 mg/m<sup>3</sup> (respirable dust)

SHORT TERM EXPOSURE LIMIT (STEL): None established

CEILING LIMIT: None established

XEROX EXPOSURE LIMIT (XEL): 2.5 mg/m<sup>3</sup> (total dust); 0.4 mg/m<sup>3</sup> (respirable dust)

## SECTION 9 - PHYSICAL AND CHEMICAL PROPERTIES

APPEARANCE/ODOR: Black, blue, red, or yellow powders/faint odor

BOILING POINT: Not applicable

SOLUBILITY IN WATER: Insoluble to negligible.

EVAPORATION RATE: Not applicable

VAPOR DENSITY (Air = 1): Not applicable

VOLATILE (%): Not applicable

SOFTENING RANGE: Not available

MELTING POINT: Not available

SPECIFIC GRAVITY (Water = 1): Not available

VAPOR PRESSURE (mm Hg): Not applicable

pH: Not applicable

## SECTION 10 - STABILITY AND REACTIVITY

STABILITY: Stable.

INCOMPATIBILITY WITH OTHER MATERIALS: Strong oxidizers

HAZARDOUS POLYMERIZATION: Will not occur

HAZARDOUS DECOMPOSITION PRODUCTS: During a fire, toxic gases may be generated by thermal decomposition or combustion.

## SECTION 11 - TOXICOLOGICAL INFORMATION

This material has been evaluated by Xerox Corporation. The toxicity data noted below is based on test results of the materials described herein or similar toners.

Oral LD<sub>50</sub>: >5 g/kg (rats), practically non-toxic

Dermal LD<sub>50</sub>: > 5 g/kg (rabbits), practically non-toxic

Inhalation LC<sub>50</sub>: > 5 mg/l (rats; 4 hour exposure), practically non-toxic

Eye Irritation: Not an irritant

Skin sensitization: Not a sensitizer

Skin irritation: Not an irritant

Mutagenicity: No mutagenicity detected in Ames assay

Carcinogens: None present

Additional Information: The results obtained from a Xerox sponsored Chronic Toner Inhalation Study demonstrated no lung changes in rats for the lowest (1 mg/m<sup>3</sup>) exposure level (ie., the level most relevant to potential human exposure). A very slight degree of fibrosis was noted in 25% of the animals at the middle (4 mg/m<sup>3</sup>) exposure level, while a slight degree of fibrosis was noted in all the animals at the highest (16 mg/m<sup>3</sup>) exposure level. The findings are attributed to "lung overloading", a generic response to excessive amounts of any dust retained in the lungs for a prolonged period. This study was conducted using a special test toner to comply with EPA testing protocol. The test toner was ten times more respirable than commercially available Xerox toner and would not be functionally suitable for Xerox equipment.

## **SECTION 12 - ECOLOGICAL INFORMATION**

Not available

## **SECTION 13 - DISPOSAL CONSIDERATIONS**

These materials are not RCRA hazardous wastes as specified in 40 CFR 261. State and local waste disposal requirements, however, may be more restrictive. Dispose in accordance with all federal, state, and local regulations. Incinerate only in a closed container.

## **SECTION 14 - TRANSPORT INFORMATION**

DOT: Not regulated.

## **SECTION 15 - REGULATORY INFORMATION**

TSCA: All components of these toners have been manufactured in compliance with TSCA.

CANADIAN WHMIS: These toners are not regulated as controlled products under the Workplace Hazardous Material Information System (WHMIS).

## **SECTION 16 - OTHER INFORMATION**

NFPA 704: Health-0, Fire-3, Reactivity-0 (All colors)

Original preparation date: 1/15/02

Xerox Corporation  
Office Printing Business  
Environmental, Health & Safety  
P.O. Box 1000  
Mail Stop 60-512  
Wilsonville, Oregon 97070

Safety Information: 800-828-6571

Health Emergency: 716-422-2177

Transportation Emergency (Chemtrec): 800-424-9300

# Index

## A

accessories 5

## C

controller specifications 16

Customer-Replaceable Consumables

    CRCs 2

Customer-Replaceable Units

    CRUs 5

## D

declaration of conformity 18

## F

feed roller kit

    part number 5

fuser 4

    part number 4

## G

greeting cards

    part number 7

## H

hard drive

    part number 5

## I

imaging unit 3

    part number 3

internal hard drive

    part number 5

## M

Material Safety Data Sheet 19

memory, additional

    part number 5

## P

paper tray

    part number 5

part number

    additional memory 5

    feed roller kit 5

    fuser 4

    greeting cards 7

    imaging unit 3

    internal hard drive 5

    paper tray 5

    toner cartridges 3

    transfer roller 4

printer specifications 15

printer speed 16

## R

regulatory information 17

resolution 16

## S

safety

    electrical safety 11

    maintenance safety 12

    operational safety 12

    symbols 14

supplies and accessories

    ordering 2

## T

toner

    Material Safety Data Sheet 19

toner cartridges 2

    part numbers 3

transfer roller 4

    part number 4

## U

user safety summary 11

## W

warranty

    consumables 9

    printer 8

web links 1

web site

    contacting Xerox 1

    supplies 1

    support 1