

Xerox® ColorQube®  
8900  
Letter-size  
Color  
Multifunction Printer



# Xerox® ColorQube® 8900 Color Multifunction Printer

Evaluator Guide



# About this Guide

**This Evaluator Guide introduces you to the Xerox® ColorQube® 8900 Color Multifunction Printer**, explains its key features and performance advantages, and provides guidance throughout your evaluation process.

## Section 1: Introducing Xerox® ConnectKey® Technology

3 Overview

## Section 2: Evaluating Color Multifunction Printers

4 Overview

5 Cost Control

6 Environment

7 Convenience

9 Productivity

11 Security

## Section 3: Configuration Summary, Product Specifications, Finishing Options and Supplies and Support Resources

12 Configuration Summary

13 Product Specifications

14 Supplies

15 Support Resources

# Section 1: Introducing Xerox® ConnectKey® Technology

## Overview

**It's easy to become overwhelmed by the countless solutions that promise to fix your most pressing issues.** Choosing the right solutions for your people becomes more complex. You want solutions that simply get it done, behind the scenes – solutions that are there when you need them but stay out of mind because they just work.

### Simplicity Redefined

Xerox® ConnectKey® Technology is a software ecosystem that provides the building blocks to leverage your multifunction printer to simplify the way work gets done.

### Solving today's complexities.

Documents are the currency of business. They are the heart of critical workflows and drive almost every aspect of business. When a group of IT managers, business managers, and mobile workers was asked, 70% said optimizing document flow would help them respond to market needs more quickly and 62% said it would improve overall revenue\*. Why? Because improved employee productivity has strategic revenue-generating consequences. More-productive employees spend more time on innovation, customer service, winning new business, and making the business more competitive.

Imagine an office environment where all print devices have the same core features and functionality, thereby dramatically increasing adoption, and providing a simplified user training experience with less mistakes and faster proficiency. The common architecture behind

ConnectKey, features industry-leading security highlighted by our groundbreaking partnerships with McAfee® and Cisco® to provide additional layers of security software and greater visibility to IT.

ConnectKey-enabled solutions reduce waste and paper consumption, and give you time back in your day to do your job more effectively. Plus, compatibility with energy management solutions such as Cisco EnergyWise and a mix of innovative features enable reduced power consumption so you can achieve your sustainability promises. We have rounded out this amazing ecosystem by empowering today's mobile workforce to conduct business in ways that work for them, with scalable, cloud-ready mobile solutions. And we have simplified customers' workflows through tools like ConnectKey for SharePoint®, ConnectKey for DocuShare® or Business Process Outsourcing integration through Xerox.

Whether you manage the devices yourself or choose a Xerox® Managed Print Service, you'll benefit from the tools ConnectKey offers to cut your costs and keep you moving forward.

For more information about Xerox® ConnectKey, go to [www.connectkey.com](http://www.connectkey.com).

\* "The Future of Documents: How They Drive Business, Today and Tomorrow." IDC global research study, sponsored by Xerox, January 2012.

# Section 2: Evaluating Color Multifunction Printers

## Overview

Based on continuous study of our customers' requirements, we recommend that the following criteria be used when evaluating which color multifunction printer to purchase for your business or organization.

The following sections examine each of the Xerox® ColorQube® 8900 Color Multifunction Printer's advantages in greater detail, covering the specific features and performance attributes you should look for in a color multifunction printer. When the same criteria are used to evaluate every device under consideration, you'll see how the ColorQube 8900 excels against other manufacturers' products.

- Cost Control
- Environment
- Convenience
- Productivity
- Security



ColorQube 8900 shown with optional 650-sheet Finisher, 2 additional trays (optional) and optional High Capacity Feeder.

**Xerox® ColorQube® 8900**  
Optimized for:

 Sustainability	 Security
 Solutions	 Networking
 Cost	 Scanning

# Section 2: Evaluating Color Multifunction Printers

## Cost Control

**When evaluating the costs of printing, it's important to first think about your current printing costs.** Once you understand the actual per-page costs of your printing activities, you'll gain a deeper understanding of the total costs associated with your printer over its lifetime.

If you print lots of pages and lots of color, the Xerox® ColorQube® 8900 can help you realize significant savings on up to 70 percent of the color printing you do every day. You get exceptional value, with a total cost of ownership that's hard to beat.

And when you choose the ColorQube 8900, how you pay for the Solid Ink you use is completely up to you, with two breakthrough cost saving options to choose from: the Hybrid Color Plan or pay as you go.

### Hybrid Color Plan

If you like the simplicity of metered billing, take advantage of high-impact color with the Hybrid Color Plan. It classifies documents based on the actual amount of color used – no more paying full-color prices for low-color documents.

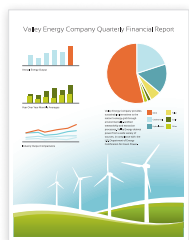
The three tiers of the Hybrid Color Plan:

- **Black + Useful Color.** Billed at the black-only rate.
- **Everyday Color.** Billed at slightly more than the black-only rate.
- **Expressive Color.** Billed at the current market rate for color.

### Pay As You Go

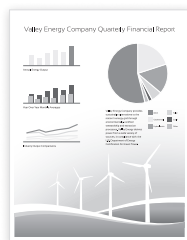
If you prefer replenishing your Solid Ink as you need it with no monthly commitment, consider paying as you go – and get color for the cost of black-and-white. Color printing. Black-and-white price. It's that simple.

#### Pay As You Go



Color

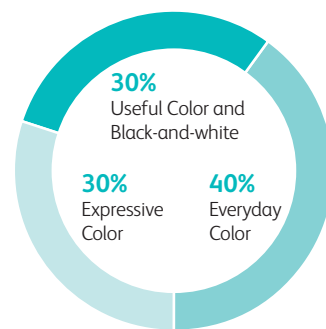
#### Same Low Price



Black-and-white

### Typical Office Document Color Distribution

Office color documents can be classified by the amount of color used. According to Xerox research, the following is a breakdown of color documents in a typical office environment\*:



#### Useful Color



#### Everyday Color



#### Expressive Color



\* This distribution may vary by customer location and does not include black-only pages.

### How the Xerox® ColorQube® 8900 Exceeds the Cost Control Requirement

- **Manage, track and report device usage.** Use Xerox® Standard Accounting tools to control print quantities and charge-back options. Advanced solutions from Xerox Business Innovation Partners deliver even more helpful tools for larger office environments.
- **Customize your print driver settings for economy and efficiency.** For example, choose N-up for printing multiple pages on a single sheet as your default. Adjust settings for specific applications, such as always printing emails in black-and-white.
- **Secure Print with timed deletion.** With this feature, users are required to enter a passcode at the device to release the job and documents not printed within a set time will be deleted. That means less documents are unnecessarily printed and left at the device.
- **Control color output.** Administrators can limit users' print output to black-and-white only by applying this setting within the driver.
- **Reduce unclaimed prints.** With the Hold All Jobs Queue feature, jobs are printed only when the user walks up to the device and releases it.
- **Pick your paper.** With Solid Ink, there's no sacrificing print quality when you choose inexpensive office paper or recycled media.
- **Flexible print speeds.** Choose the perfect combination of speed, savings, and image quality for any output – from drafts, to photographs, to marketing material.
- **User permissions.** Restrict access to print features by user, by group, by time of day, and by application. For example, allow color print jobs only during certain hours of the day, or emails always print in black-and-white.

# Section 2: Evaluating Color Multifunction Printers Environment

## How the Xerox® ColorQube® 8900 Exceeds the Environmental Requirement

### Reduce Energy Consumption and Waste

Reduce more than your color costs. With a wealth of features focused on energy and supplies conservation, the ColorQube 8900 was designed to reduce your company's environmental impact and boost your bottom line.

- **Less waste, lower impact.** Solid Ink sticks avoid the cartridge and the packaging, creating up to 90% less printing waste during use versus comparable laser devices. Plus, Solid Ink prints underwent an assessment according to the International Association of the Deinking Industry's Method 11 and were certified with a test result of "good deinkability," which means Solid Ink prints can be recycled alongside other recyclable paper.
- **Bio-derived ink.** Xerox® Solid Ink has been certified to have 30% bio-derived renewable material content by the National Association of Printing Ink Manufacturers.
- **Environmental paper options.** Solid Ink's full coverage allows effective use of a wide variety of paper, including recycled.
- **Ready when you are.** Intelligent Ready technology learns your usage patterns so it is ready to print when you need it.
- **Print responsibly.** By default, our print driver is set to two-sided printing, and the Earth Smart feature allows you to select other default settings that encourage responsible usage, such as no printing banner pages.
- **Fewer consumables.** The long-life Cleaning unit – with an average life of 30,000 prints – is the only replaceable component, and can be recycled through the Xerox Green World Alliance program. Visit [www.xerox.com/gwa](http://www.xerox.com/gwa) for more information.

- **Energy Management.** With Cisco EnergyWise, enabled by Xerox® Power MIB (Management Information Base), you can control, manage and report your device's power consumption information, and set optimal power states and timeout intervals.

Sustainability is not just a nice-to-do at Xerox. We view it as a way of doing business, not as a cost of doing business. In fact, Xerox focused on environmental performance and sustainability long before it was popular to do so.

Consider:

- In the 1980s, Xerox was the first company to introduce energy-saving power-down features on its equipment, and the first to make two-sided printing a standard on its systems, significantly reducing paper use.
- In 1997, Xerox was an early adopter of ISO 14001, an international standard for environmental management. An early adopter of the new standard, Xerox certified all its major manufacturing sites within a year of the standard's development.


Xerox continues to use innovation and leadership to drive environmental performance through its value chain:

- Since 1991, more than 2 billion pounds of waste have been diverted from landfills through our Product Take-Back and Recycling Program.
- In 2003, Xerox joined the US EPA Climate leaders program and pledged to cut greenhouse gas emissions from worldwide operations by 10 percent from 2002 to 2012. Xerox reached that goal six years early, achieving an 18 percent reduction from the 2002 baseline by the end of 2006.
- Xerox offers environmentally responsible choices for paper and media such as recycled media with up to 100% post-consumer recycled content and paper that adheres to internationally recognized standards for sustainable forestry management.

Visit our website, [www.xerox.com/environment](http://www.xerox.com/environment), to learn more about our environmental stewardship efforts.

### Solid Ink Waste vs. Laser Waste

Cartridge-free Solid Ink is a true consumable; no empty toner cartridges to dispose or recycle. The ColorQube 8900 produces up to 90 percent less waste during use than a comparable laser device.



**Solid Ink**  
19 lbs.

**Laser**  
223 lbs.

Total waste produced from printing 4,000 pages per month for 4 years.

# Section 2: Evaluating Color Multifunction Printers

## Convenience

**A smarter, faster way to work, in and out of the office.** Experience convenience and increased uptime with Xerox® Solid Ink. Gain features and capabilities that improve the way you create and share office documents.

### How the Xerox® ColorQube® 8900 Exceeds the Ease-of-use and Convenience Requirement

#### Ease-of-use

Look for fully integrated functions that work together to create more value than the sum of their parts. Are the functions easy to learn? Is the user interface consistent from function to function? Do the network features give users full access to the power of your network? Does the device include additional software to take full advantage of digital documents?

- **Consistent operation across products.** The ColorQube 8900 features the same Xerox® ConnectKey® Technology as many other Xerox® Office products, making it easy and intuitive for users to go from one Xerox® product to another without additional training.
- **Front panel user interface.** It doesn't matter if a job is simple or complex – the newly engineered color touch screen interface is easy to learn and offers quick job programming. It features bright, intuitive icons that can be reordered or hidden, and provide easy access to all major functions directly from the home screen. Third-party applications can be integrated with the touch screen interface as well, thanks to Xerox® Workflow Solutions, built on Xerox Extensible Interface Platform® technology.

- **Network management.** It couldn't be easier for the network administrator; the ColorQube 8900 integrates seamlessly into virtually any network environment. Network configuration is easy with Xerox® CentreWare® install wizards – which eliminate the need for IT staff to reset parameters, connect users or manage job queues device by device. Onboard SNMP support lets customers integrate with other network frameworks.
- **Convert paper documents.** Scan documents to create text-searchable PDFs and single and multipage PDFs for easy archiving, organizing and searching.
- **On-box Optical Character Recognition, searchable PDF.** Easily convert hard-copy documents into searchable-PDF format for faster retrieval.
- **Helpful walk-up features.** Embedded help videos provide quick troubleshooting assistance right on the front panel.



#### Remote Control Panel

Remotely operate the ColorQube 8900 control panel from any office PC as though you were standing at the device. The Remote Control Panel makes it easier and more convenient to train users and for IT staff to remotely view and monitor the user interface. And during a remote session, walk-up users are notified at the device to prevent simultaneous system changes. Plus, advanced print drivers and free device management tools let you remotely monitor real-time performance and available resources for greater uptime.

# Section 2: Evaluating Color Multifunction Printers

## Convenience (cont'd)

- **Walk-up convenience.** Scan to and print from any standard USB memory device for easy portability.
- **Reliable operations.** A simple paper path and minimal moving parts keep the Xerox® ColorQube® 8900 up and running in the most demanding environments. It can even diagnose potential problems and fix them proactively, reducing service calls.
- **Easy, accurate billing.** ColorQube 8900 devices connect to the network to automatically submit meters reads and automate supplies replenishment.
- **Mobility Made Easy.** When at the workplace, the ColorQube 8900 gives your office staff the luxury of controlling device functions from any workstation. Plus, mobile professionals can stay connected to the communications tools and productivity solutions offered by the ColorQube 8900 – for more flexibility regardless of location.
- **Xerox® Mobile Print and more.** Take the mystery and anxiety out of wireless and mobile device printing. Xerox has all the options to enable secure, accurate printing from most mobile devices, to any printer or multifunction printer, regardless of brand. Get industry-leading accuracy when printing native Microsoft® PowerPoint®, Word® and other standard files. Plus, Xerox offers IT-friendly optional capabilities such as PIN code access, multiple mobile operating systems and more. Whether offsite or onsite, learn more about why Xerox is the only choice for today's mobile professionals by visiting [www.xerox.com/mobile](http://www.xerox.com/mobile).
- Choose Xerox® Mobile Print Solution with an on-site server for your internal network, or behind your network's firewall, for added control and higher volume use.
- Choose Xerox® Mobile Print Cloud to easily manage local and remote locations, control visitors' printing access and "pay as you use."
- Mopria® certified. Mopria certification simplifies the mobile printing experience for tablets and smartphones to many printing devices, including the ColorQube 8900.
- **Optional Wi-Fi connectivity.** Administrators can connect the ColorQube 8900 devices anywhere, without the need for network cabling.
- **Apple® AirPrint™.** Print email, photos and important office documents directly from your Apple iPhone® or iPad® with no drivers to install and no cables to connect. With AirPrint, your iPhone or iPad automatically locates and connects to the AirPrint-enabled ColorQube 8900 device over your office Wi-Fi network.
- **Xerox® Print Service Plug-in for Android™.** The Xerox® Print Service Plug-in for Android KitKat (4.4 or greater) devices streamlines mobile printing without third-party apps or additional print drivers. You can easily print photos, Web pages and documents when your mobile device is connected to ConnectKey Technology-enabled multifunction printers using a wireless network. A robust print option set includes two-sided printing, stapling and secure code release. A free download is available from the Google Play™ store.
- **Xerox® Mobile Link App.** This app allows you to scan, email and fax from your phone or tablet by connecting with our multifunction printers and send data to and print data from cloud storage. It's easy to create Mobile Link One-Touch Workflows between a mobile device and a multifunction printer. Using a manual address or QR code identification for pairing, automatic device discovery makes it easy to find and pair a mobile device with a nearby Xerox® multifunction printer. This free app is available for download from the Google Play store for Android devices, as well as Apple® App Store for Apple® iOS® devices.

### Streamline Your Unique Business Workflows

- Transform the way your organization gets vital work done with the power of Xerox® Workflow Solutions, built on the Xerox Extensible Interface Platform®. Create simplified workflows that integrate with your back-office applications through solutions you access right from any ColorQube 8900 device's color touch screen control panel.

This is just one example of Xerox® Workflow Solutions that users can access via the color touch screen interface:

- **Xerox® ConnectKey for Xerox® DocuShare®.** Scan files directly into Xerox® DocuShare. Plus, you'll go beyond basic file storage and PDF creation by automatically converting documents to intelligent, structured data with easy file naming and routing tools.

Learn more about Xerox® Workflow Solutions at [www.office.xerox.com/software-solutions](http://www.office.xerox.com/software-solutions).



# Section 2: Evaluating Color Multifunction Printers

## Productivity

**True workplace productivity happens when office technology allows you more time to focus on your real work.** When everyday workflow processes that used to require significant effort become automated; when, at the push of a button, business-critical documents are shared with any number of pre-assigned recipients; and when your multifunction printer does most of the heavy lifting automatically, behind the scenes, that's when true office productivity kicks into gear.

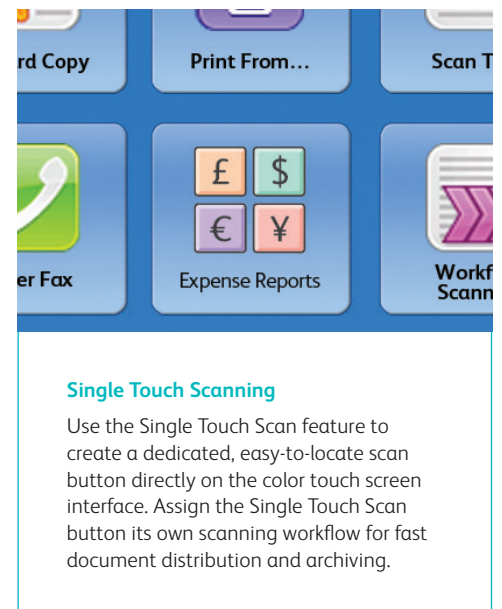
### How the Xerox® ColorQube® 8900 Exceeds the Productivity Requirement

#### Management, Deployment and Remote Installation.

Installing and deploying a fleet of multifunction printers throughout your organization is a potentially time-consuming, complicated task. The process isn't limited to physically placing the units in their new environments, but also includes integrating the devices with the existing network infrastructure. Also, consider the process required to deploy printing and scanning services to your users and how automated that process can be.

- **Configure once, apply fleet wide.** Xerox® multifunction device configurations can be cloned and distributed to all similar multifunction devices on your network, eliminating the need to configure and manage each device individually.
- **Installation.** When you choose Xerox, you can rest assured that your equipment will be delivered and installed into your environment to your specifications and expectations. All network-enabled configurations include an embedded 10/100/1000Base-T Ethernet connection with innovative features like auto IP addressing, device naming, and
- **Deployment.** With the ColorQube 8900, print and scan drivers can be deployed centrally, thereby eliminating the need for IT staff to perform desk-to-desk manual installation of the driver software. In many cases, existing Xerox® drivers on your network can work with your new hardware, potentially saving the step of updating your users' driver software altogether. Again, wizards are provided within CentreWare Web to aid in installing, troubleshooting, and upgrading your users' driver software, freeing up your IT staff for more pressing projects.

Ethernet speed sensing to provide simple and automatic installation on networks. These features make the ColorQube 8900 quick and easy to get up and running. Management and system setup can be accomplished through a variety of means, including the easy, wizard-based process found within Xerox® CentreWare® Web. Additionally, the ColorQube 8900 can integrate with third-party management applications like Unicentre® TNG, IBM® Tivoli® NetView®, Microsoft® Management Console, and HP® WebJetAdmin®. Cloning capability allows fleets of devices to be installed with identical settings, eliminating the need to set up each system individually.



#### Single Touch Scanning

Use the Single Touch Scan feature to create a dedicated, easy-to-locate scan button directly on the color touch screen interface. Assign the Single Touch Scan button its own scanning workflow for fast document distribution and archiving.

# Section 2: Evaluating Color Multifunction Printers

## Productivity (cont'd)

- **Xerox® Mobile Express Driver®.** Mobile Express Driver makes it easy for mobile users to find, use and manage Xerox® and non-Xerox devices in every new location. Plug into a new network, and Mobile Express Driver automatically discovers available printers and provides status and capability information. Save a list of “favorite” printers for each location, store application print settings for use on any printer in any network, and greatly reduce mobile support calls to IT.
- **Xerox® Global Print Driver®.** Global Print Driver is a truly universal print driver that lets IT administrators install, upgrade and manage Xerox® and non-Xerox devices from a single driver. It provides a consistent, easy-to-use interface for end-users, reducing the number of support calls, and simplifying print services management.
- **Xerox® CentreWare® software.** Xerox® CentreWare Web management software is a powerful device-management solution for IT. The free software eases the chore of installing, configuring, managing, monitoring and pulling reports from the networked printers and MFPs throughout an enterprise, regardless of their manufacturer. Xerox also addresses enterprise asset management through compatibility with network management tools for Sun, Novell®, Microsoft® and other environments. The Xerox® ColorQube® 8900 also includes Xerox® CentreWare® Internet Services, an embedded web server that allows employees and IT personnel to perform detailed status checks on the system and consumables, administer system settings, and manage access and accounting controls via any standard web browser.
- **Bidirectional print drivers.** The ColorQube 8900 includes Xerox® CentreWare® print drivers, which feature clear, graphical user interfaces that provide for easy, intuitive interaction with the multifunction printer.

The drivers provide immediate desktop access to all ColorQube output functions. The drivers also provide bidirectional information, indicating device and job status, currently loaded paper sizes and types, and installed options – so there is no need to consult other software to obtain such information. Easy-to-understand icons access the most commonly used functions, such as paper selection and document finishing. Plus with the Saved Settings feature, frequently used print job parameters can be stored for reuse.

- **Smarter technology.** Xerox® Smart Kit® technology constantly monitors the ColorQube 8900’s easy-to-change critical components to predict and prevent downtime.

### Reliability

Office productivity relies on tools that do their jobs day in and day out. Consider how often you need to intervene to replace paper or other consumables or to clear jams. How easy is that intervention, and how long is the device typically down? If outside assistance is required, how easy is it to schedule and how long do you have to wait? Is the device a reliable network citizen? Has it been tested and certified by independent industry participants?

- **Sophisticated service delivery.** Building on the reliability that is engineered into the ColorQube 8900, Xerox has trained and developed a service delivery network that helps you maintain your equipment, address equipment issues you may encounter and train you and your users on how to get the most out of your equipment.

### Digitization and Information Management

- **Workflow scanning.** The ColorQube 8900 includes network scanning capabilities, providing a digital on-ramp for your hardcopy documents and enabling them to be distributed, edited, archived, and utilized by your enterprise applications.

- **TWAIN support.** Scan images directly into applications such as Microsoft® Word or Adobe® PhotoShop® without the need for a password.
- **Customize your solutions.** Xerox Extensible Interface Platform® Serverless technology allows creation of Xerox® ConnectKey® Apps to run on ConnectKey enabled MFPs, without the need for additional IT infrastructure. This allows you to simplify and personalize the usability of your device with a range of capabilities from support applications to scanning.
- **Fax Forward to Email or SMB.** allows faxes to be forwarded to email recipients or SMB sites.
- **Unified Address Book.** With ConnectKey technology, the ColorQube 8900 enables features like the enhanced address book with favorites, which lets you seamlessly import your existing contacts and roll them out to multiple ConnectKey enabled devices.

### User Training and Helpdesk Support

- **Xerox Online Support.** This keeps you up and running by providing instant access to searchable online help right at the ColorQube 8900 Color Multifunction Printer’s front panel. You get the same information our Product Support Specialists use when resolving printer problems, assisting with error codes, print quality, media jams, software installation, and more.

# Section 2: Evaluating Color Multifunction Printers Security

**For the success of your business it's critical that sensitive information stays protected.** That's why we deploy the most complete set of features, technologies, and solutions from security-industry leaders that minimize risk by protecting vulnerable access points and critical business information.

## How the Xerox® ColorQube® 8900 Exceeds the Security Requirement

- **Control the timing of your documents.** With Secure Print with timed deletion, there's no need to worry about confidential or private documents being left in the output tray, open for viewing or even taken by someone else.
- **Protect your confidential information.** Sensitive data is safe with encrypted PDF files for scanning and the ColorQube 8900 devices are compliant with the 256-bit AES FIPS 140-2 standard. Hard drive image overwrite eradicates data stored on the hard disk automatically, at specific intervals, or on command and hard disk encryption safeguards data while it's stored.
- **Secure email.** ColorQube 8900 devices are compatible with mail service providers such as Google and Yahoo so that emails can be scanned to email securely.
- **Permit only authorized users.** Allow access to the device with user permissions, network authentication, IP filtering, and smart card, role-based and function-level login.
- **Protect against threats.** The Xerox® ConnectKey® Technology includes McAfee® technology integration powered by Intel Security, resulting in the industry's first lineup of multifunction printers that protect themselves from potential outside threats. McAfee's whitelisting technology ensures only safe, pre-approved files or functions are executed on your devices, minimizing the need to manually update software levels against new security threats. Also, seamless integration with the Xerox® MPS toolset and McAfee ePolicy (ePO) allows for easy tracking and monitoring.
- **Manage Policies.** Automatic Cisco® TrustSec Identity Services Engine (ISE) integration provides comprehensive visibility of all ConnectKey enabled MFPs' endpoints to enforce IT-centric security policies and compliance.
- **Stay compliant with regulations.** ColorQube 8900 devices comply with the latest security standards across industries, including government, finance and healthcare. These include Common Criteria, HIPAA, Data Protection Act, COBIT and more. These devices can conform to any standard, with controls available to match your needs.



### Convenience Authentication

Xerox® multifunction printers built on ConnectKey Technology can be upgraded with optional solutions to deliver even greater cost control capabilities. They support many card reader technologies that enable users to log into the device using a proximity card, student ID or security card, providing a secure method of authentication, tracking usage and billing. This includes barcode readers and support for multiple USB card reading devices attached simultaneously, allowing users to utilize multiple access cards with Xerox® MFPs.

### Xerox® PrintSafe Software

This authentication software integrates with trusted industry cards and readers and provides PIN access to nearly any printer in a customer's secured print environment. It works with both Xerox® devices and devices from other vendors. This software is open to work with a variety of industry standard secure readers and cards.

# Section 3: Configuration Summary, Product Specifications, Finishing Options and Supplies and Support Resources

## Configuration Summary

ConnectKey®

The ColorQube 8900 Color Multifunction Printer is built on Xerox® ConnectKey® Technology. For more information, go to [www.connectkey.com](http://www.connectkey.com).

Device Specifications		ColorQube 8900
Speed		<b>Fast:</b> Up to 44 ppm color and black-and-white; <b>Standard:</b> Up to 30 ppm color and black-and-white; <b>Enhanced:</b> Up to 19 ppm color and black-and-white; <b>High Resolution:</b> Up to 6 ppm color and black-and-white (Letter/A4)
Duty Cycle		Up to 120,000 pages / month <sup>1</sup>
Hard Drive / Processor / Memory		80 GB / 1.33 GHz Dual-core / 1 GB
Connectivity		10/100/1000Base-T Ethernet, High-Speed USB 2.0 Direct Print, Optional Wi-Fi (with Xerox® USB Wireless Adapter)
Controller Features		Unified Address Book, Remote Control Panel, Online Support (accessed from the user interface and print driver), Configuration Cloning,
<b>Copy and Print</b>		
Resolution		<b>Copy:</b> Up to 600 x 600 dpi; <b>Print:</b> Up to Xerox® 2400 FinePoint®
First-print-out Time (as fast as)		<b>Copy:</b> As fast as 16 seconds color / 16 seconds black-and-white; <b>Print:</b> As fast as 8.5 seconds color
Page Description Languages		Adobe® PostScript® 3™, PDF, PCL 5c / PCL 6, XML Paper Specification (XPS)
Print Features		Print from USB, Earth Smart Driver Settings, Job Identification, Booklet Creation, Store and Recall Driver Settings, Bi-directional Status, Scaling, Job Monitoring, Color By Words, Print Around, Sample Set, Smart Duplex, Automatic Two-sided, Automatic Color Correction, Custom Color Correction, Spot Color Matching
Mobile Printing and Apps	Standard	Apple® AirPrint™, Mopria® certified
	Free Download	Xerox® Mobile Link App, Xerox® Print Service Plug-in for Android™
	Optional	Xerox® Mobile Print, Xerox® Mobile Print Cloud
<b>Scan</b>	Standard	<b>Destinations:</b> Scan to Mailbox, Scan to USB, Scan to Email, Scan to Network; <b>File Formats:</b> PDF, PDF/A, XPS, JPEG, TIFF; <b>Convenience Features:</b> Scan to Home, Single Touch Scan, Searchable PDF, Single/Multi-Page PDF / XPS / TIFF, Encrypted / Password Protected PDF, Linearized PDF / PDF/A
	Optional	ConnectKey® for DocuShare®, Xerox® Scan to PC Desktop® SE and Professional, other solutions available through various Xerox Business Innovation Partners
<b>Fax</b>		Embedded Fax <sup>2</sup> , LAN Fax, Internet Fax, Server Fax
<b>Security</b>	Standard	McAfee® Embedded, McAfee ePolicy (ePO) Compatible, HDD Overwrite, 256-bit Encryption (FIPS 140-2 compliant), Common Criteria Certification (ISO 15408) <sup>3</sup> , Secure Print, Secure Fax, Secure Scan, Secure Email, Cisco® TrustSec Identity Services Engine (ISE) Integration, Network Authentication, SSL, SNMPv3, Audit Log, Access Controls, User Permissions
	Optional	McAfee Integrity Control, Smart Card Enablement Kit (CAC/PIV/.NET), Xerox® PrintSafe Software
<b>Accounting</b>	Standard	Xerox® Standard Accounting (Copy, Print, Scan, Fax, Email), Network Accounting Enablement
	Optional	Equitrac Express®, Equitrac Office®, YSoft® SafeQ®, other network accounting solutions available through various Xerox Business Innovation Partners
<b>Paper Input</b>	Standard	<b>Platen:</b> Custom sizes: Up to 8.27 x 11.69 in. / A4
		<b>Duplex Automatic Document Feeder:</b> 50 sheets; Custom sizes: 5.8 x 8.3 in. to 8.5 x 14 in. / 148 x 210 mm to 216 x 356 mm
	Optional	<b>Multipurpose Tray (MPT):</b> 100 sheets; Custom sizes: 3 x 5 in. to 8.5 x 14 in. / 76 x 127 mm to 216 x 356 mm <b>Tray 2:</b> 525 sheets; Sizes: 5.8 x 8.3 in. to 8.5 x 14 in. / 148 x 210 mm to 216 x 356 mm
		<b>2 Additional Trays:</b> 525 sheets each; Sizes: 5.8 x 8.3 in. to 8.5 x 14 in. / 148 x 210 mm to 216 x 356 mm <b>High Capacity Feeder:</b> 1,800 sheets; Sizes: 8.5 x 11 in., 8.5 x 14 in. / A4
Total Capacity (std. / max.)		625 sheets / 3,475 sheets
<b>Paper Output / Finishing</b>	Standard	<b>Output Tray:</b> Up to 350 sheets of 20 lb. bond / 75 gsm <b>Convenience Stapler:</b> Up to 20 sheets of 20 lb. bond / 75 gsm
	Optional	<b>650-sheet Finisher:</b> Up to 50-sheet stapling, offset stacking

<sup>1</sup> Maximum volume capacity expected in any one month. Not expected to be sustained on a regular basis; <sup>2</sup> Analog phone line required; <sup>3</sup> Code Base 071.160.202.26500

# Section 3: Configuration Summary, Product Specifications, Finishing Options and Supplies and Support Resources

## Product Specifications

Specifications	
<b>Device Management</b>	Xerox® CentreWare® Internet Services, CentreWare Web, Remote Services, WebJet Admin Interface, Tivoli, Apple® Bonjour, Low supplies email alerts, Proactive Supplies Management
<b>Operating Systems</b>	Microsoft® Windows® XP (32- and 64-bit) Windows Server 2003 (32- and 64-bit) Windows Server 2008 (32- and 64-bit) Windows Server 2012 Windows Vista (32- and 64-bit) Windows 7 (32- and 64-bit) Windows 8 (32- and 64-bit) Windows 8.1 (32- and 64-bit) Mac OS 10.5, 10.6, 10.7, 10.8 PowerPC AIX 5 Solaris® 9, 10 Solaris SPARC 10 HP-UX® 11v2 IBM® AIX® 5 Redhat® Fedora® Core 15-17, 19 x86 Redhat Enterprise 4 and 5 openSUSE® 11 and 12 Ubuntu® 12, 10 x64 Itanium HP-UX 11i v3 Unix®
<b>Media Handling</b>	<p><b>Duplex Automatic Document Feeder</b> Capacity: 50 sheets Sizes: Custom Sizes: 5.8 x 8.3 in. to 8.5 x 14 in. / 148 x 210 mm to 216 x 356 mm Weights: 16 lb. bond to 45 lb. cover / 60 to 120 gsm Media types: plain paper, transparencies, envelopes, labels, glossy paper, custom-size paper, punched, card/cover stock</p> <p><b>Multipurpose Tray 1</b> Capacity: 100 sheets Sizes Custom Sizes: 3 x 5 in. to 8.5 x 14 in. / 76 x 127 mm to 216 x 356 mm Weights: 16 lb. bond to 80 lb. cover / 60 to 220 gsm Media types: plain paper, transparencies, envelopes, labels, custom-size paper, punched, card/cover stock</p> <p><b>Tray 2 (Standard)</b> Capacity: 525 sheets Sizes: 5.8 x 8.3 in. to 8.5 x 14 in. / 148 x 210 mm to 216 x 356 mm Weights: 16 lb. bond to 80 lb. cover (60 to 220 gsm) Media Types: Lightweight, plain paper, lightweight card stock, card stock, punched, letterhead, recycled, pre-printed, labels, envelopes</p> <p><b>Up to 3 Additional Trays or Up to 2 Additional Trays with Optional High Capacity Feeder (Optional)</b> Capacity: 525 sheets each Sizes: 5.8 x 8.3 in. to 8.5 x 14 in. / 148 x 210 mm to 216 x 356 mm Weights: 16 lb. bond to 80 lb. cover (60 to 220 gsm) Media Types: Lightweight, plain paper, lightweight card stock, card stock, punched, letterhead, recycled, pre-printed, labels, envelopes</p> <p><b>High Capacity Feeder (Optional)</b> Capacity: 1,800 sheets Sizes: 8.5 x 11 in., 8.5 x 14 in., A4 Weights: 16 lb. bond to 32 lb. bond (60 to 122 gsm) Media Types: Lightweight, plain paper, punched, letterhead, recycled, pre-printed</p>
<b>Operating Environment</b>	<p><b>Temperature:</b> Operating: 50° to 90° F / 10° to 32° C <b>Relative Humidity:</b> Operating: 10% to 80% <b>Sound Power Levels:</b> Printing: less than 58 dBA; Standby: less than 39 dBA</p>
<b>Electrical</b>	<p><b>Power:</b> 110-127 VAC, 50-60 Hz <b>Power Consumption:</b> Average: 305 watts / 1,050 watts max.; Standby: 121 watts; Power save: 58 watts</p>
<b>Dimensions</b> (W x D x H)	8900X: 23.8 x 23.4 x 24.2 in. (605 x 594 x 615 mm) Weight: 102 lbs. (46 kg)
<b>Certifications</b>	FCC Part 15, Class A FCC Part 68 CE Mark applicable to Directives 2006/95/EC, 2004/108/EC and 1999/5/EC UL 60950-1/CSA 60950-1-07, 2nd Edition GOST Common Criteria (ISO 15408) Certification Citrix IPv6 Ready Bonjour® Cerner MEDITECH SAP To view the latest list of certifications, go to <a href="http://www.xerox.com/OfficeCertifications">www.xerox.com/OfficeCertifications</a> .

# Section 3: Configuration Summary, Product Specifications, Finishing Options and Supplies and Support Resources

## Supplies

Supplies	Description	Part Number
<b>Genuine Xerox® Solid Ink</b>	6 Sticks Cyan: 16,900 pages <sup>1</sup>	108R01014
	6 Sticks Magenta: 16,900 pages <sup>1</sup>	108R01015
	6 Sticks Yellow: 16,900 pages <sup>1</sup>	108R01016
	6 Sticks Black: 18,000 pages <sup>1</sup>	108R01017
<b>Staple Cartridges</b>	Convenience Stapler refill cartridge	108R00823
	Finisher Stapler refill cartridge	008R12964
<b>Routine Maintenance Items</b>	Cleaning Unit (Standard capacity): 10,000 pages <sup>1</sup>	109R00784
	Cleaning Unit (Extended capacity): 30,000 pages <sup>1</sup>	109R00783
<b>Accessories</b>	525-sheet Tray	097S04383
	1,800-sheet High Capacity Feeder	097S04382
	Stand with Storage Drawer	097S04388
	650-sheet Finisher	097S04324
	Foreign Device Interface	097S04408
	Smart Card Enablement Kit	498K17546
	Xerox® USB Wireless Adapter	497K11500
	McAfee Integrity Control Kit	320S00665

<sup>1</sup> Average standard pages. Declared Yield in accordance with ISO/IEC 24711. Yield will vary based on image, area coverage and print mode.

# Section 3: Configuration Summary, Product Specifications, Finishing Options and Supplies and Support Resources

## Support Resources

### Unrivaled Service and Support

Behind every Xerox® product is a large network of customer support that's unrivaled in the industry and available when you need it. Xerox service professionals use leading-edge technologies to keep you up and running. They're even linked to the engineers who designed your product, so you can be confident when you choose Xerox. And genuine Xerox® supplies are always readily available.

### Total Satisfaction Guaranteed

The exclusive Xerox Total Satisfaction Guarantee, recognized as unique in the industry, covers every Xerox® ColorQube® device that has been continuously maintained by Xerox or its authorized representatives under a Xerox express warranty or Xerox maintenance agreement. You decide when you're satisfied.

### Xerox® Office Services Support

#### Asset Management Services

- Asset Optimization and Tracking – Process and tools to optimize an enterprise's office output infrastructure and reduce hard costs
- Break-Fix Management – Single point of ownership and management for break-fix service of all brands of office output devices, regardless of manufacturer
- Supplies Management – Process and tools to procure, monitor and replenish all document-related supplies proactively

### Imaging and Output Management Services

- Output Management – Single point of management of office output from all output devices, regardless of manufacturer
- Image Capture and Workflow – Cost-efficient solutions for capturing, managing, retrieving and distributing information into digital repositories

### Support Services

- Technology Procurement and Deployment – A creative and flexible end-to-end print/computer product acquisition solution that uses a single-point-of-contact model while lowering the total cost of acquisition
- Help Desk Services – A broad range of enterprise services, managed through a centralized single point of contact and delivered through either an on-site or off-site model
- End User Services – Microsoft® software implementation, IT project consulting, and customer education

### Access Managed Services

- Student and Library Patron Access – Custom designed and implemented customer-managed solutions

### Additional Information Sources

#### ColorQube 8900 Front Panel:

- The front panel offers tools and information pages to help with machine setup, feature selections, operational problems, media feed and supply issues.

#### Customer Documentation:

- Installation Guide
- Quick Use Guide
- Software and Documentation CD-ROM

#### On the Web:

Visit [www.xerox.com/office](http://www.xerox.com/office) for:

- Product, supplies, and support information
- Downloading drivers
- Finding your local reseller
- Online documentation

Visit [www.xerox.com/office/support](http://www.xerox.com/office/support) for:

Support and service information, including the same troubleshooting Knowledge Base used by Xerox Customer Support staff to provide the latest technical information on:

- Application issues
- Errors
- Print-quality issues
- Troubleshooting

For more detailed specifications, go to [www.xerox.com/office/CQ8900Specs](http://www.xerox.com/office/CQ8900Specs).

To view a product video, visit [www.xerox.com](http://www.xerox.com). Build and configure your own Xerox® ColorQube® 8900 Color Multifunction Printer at [www.buildyourownxerox.com/connectkey](http://www.buildyourownxerox.com/connectkey).

Return spent imaging supplies through the Xerox Green World Alliance collection/reuse/recycling program. For more information, visit [www.xerox.com/about-xerox/recycling](http://www.xerox.com/about-xerox/recycling).

## Questions? Comments? Problems?

If you have any questions, please contact your Xerox sales representative or visit us on the web at [www.xerox.com/office](http://www.xerox.com/office).

