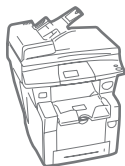


Phaser®
8560MFP
Letter-size
Color
Multifunction Printer



Xerox® Phaser® 8560MFP Multifunction Printer Evaluator Guide



About this Guide

This guide will introduce you to the Phaser® 8560MFP multifunction printer (MFP) and aid you in your evaluation process.

Section 1: Introducing the Xerox Phaser 8560MFP

- 3 Overview
- 4 Phaser 8560MFP Configurations

Section 2: Evaluating Multifunction Systems

- 6 Overview
- 7 Evaluate Productivity
- 10 Evaluate Installation
- 11 Evaluate Ease of Use and Management
- 13 Evaluate Reliability
- 14 Evaluate Versatility
- 15 Evaluate Security Capabilities
- 16 Evaluate Cost Control

Section 3: Inside a Solid Ink Printing System

- 17 Overview

Section 4: Configurations, Specifications, Supplies and Options, Support and Additional Information Sources

- 18 Configurations
- 19 Specifications, Supplies and Options
- 20 Support and Additional Information Sources

Section 1: Introducing the Xerox Phaser 8560MFP

Overview

The Phaser 8560MFP is a color multifunction printer that delivers tightly integrated features, excellent color print quality and simple operation and administration. Based on Xerox-exclusive solid ink color printing technology, the Phaser 8560MFP offers easy cartridge-free ink loading without toner spills or empty cartridges to throw away. The Phaser 8560MFP is a true multitasking MFP — multiple features can be accessed simultaneously and new jobs can be programmed even while pages are printing.

Multiple functions, no waiting

Spend less time creating and managing your documents and more time on your critical business activities. The Phaser 8560MFP will improve your efficiency and productivity with an impressive array of time-saving tools:

- Access the walk-up copying, scanning and faxing features of the Phaser 8560MFP when you need them — even while other jobs are printing
- Fast print speeds and a powerful controller deliver efficient job processing
- Ease the chore of managing your hard copy documents by scanning them directly to your desktop, network location or mailbox
- Avoid interventions by configuring total paper capacity from 625 sheets up to 1,675 sheets

Outstanding color

Precise detail, rich and vibrant colors, excellent print quality — the Phaser 8560MFP can help you create the materials you need to get your business noticed:

- The Phaser 8560MFP supports a broad range of media, which allows you to produce your short-run color projects in-house
- Color-intensive jobs print reliably and accurately with true Adobe® PostScript® 3™ and Xerox color correction technology
- Bright, vibrant solid ink print quality delivers consistent prints day in and day out

A snap to set up, operate and share

Intuitive to operate with easy to replace consumables — the Phaser 8560MFP doesn't get in the way of your productivity.

- Wizard-based print and scan driver installation gets you up and running in minutes
- Loading solid ink is as easy as loading a stapler
- PrintingScout™ automated troubleshooting technology proactively alerts you if your print jobs are interrupted and tells you what action is required
- Use Xerox CentreWare® Internet Services Embedded Web Server to manage and configure the settings of your Phaser 8560MFP
- Built-in security features keep your confidential data safe

Section 1: Introducing the Xerox Phaser 8560MFP

Phaser 8560MFP Configurations



Phaser 8560MFP/N

Standard network printing, copying, network scanning, faxing

Print Features:

- Print Speed — Up to 30 ppm color and black-and-white
- First-Page-Out-Time — As fast as 6 seconds color
- Resolution — Up to 2400 FinePoint™
- Page Description Language — Adobe® PostScript® 3™, PCL® 5c emulation
- Advanced Features — Custom-size pages, Intelligent Ready, PrintingScout™, Booklet printing, N-Up, Personal/Personal Saved/Secure/Proof/Saved Print, Collation and more

Copy Features:

- Copy Speed — Up to 22 ppm color and black-and-white
- First-Copy-Out-Time — As fast as 15 seconds color and black-and-white
- Resolution — 600 x 600 dpi
- Advanced Features — Book copying, Booklet creation, Collation, Covers, Image Center, Image Shift, N-Up, Repeat Image and more

Scan Features:

- Scan Speed — 22 ppm via DADF
- Resolution — Up to 600 x 600 dpi
- File Formats — JPEG, TIFF, PDF
- Scan Destinations — PC/Mac Desktop, Mailbox, TWAIN application, Email (via PC), System Hard Drive, User Name, Public/Private Folders

Fax Features:

- Transmission Speed — Up to 33.6 kbps
- Resolution — Up to 400 x 400 dpi (Superfine)
- Speed Dial — 200 individual settings, 100 group settings
- Advanced Features — LAN Fax, Fax to multiple addresses, Delay Send, Auto Suppression, Secure Fax

Controller:

- Processor — 600 MHz
- Memory — 512 MB (1 GB maximum)
- Hard Drive — Minimum 40 GB

Connectivity: 10/100Base-TX Ethernet and USB 2.0

Duty Cycle: 85,000 images per month

Paper Capacity: 625 total sheets

- Tray 1/Bypass Tray — 100 sheets
- Tray 2 — 525 sheets

Paper Handling:

- Supported Sizes —
 - Tray 1/Bypass Tray — Custom sizes from 3 x 5 in. to 8.5 x 14 in. (76 x 127 mm to 216 x 356 mm)
 - Tray 2–4 — Selectable sizes from 5.5 x 8.5 in. (140 x 216 mm) to 8.5 x 14 in. (216 x 356 mm)
- Supported Weights —
 - Tray 1/Bypass Tray — 16 to 40 lb. bond (60 to 220 gsm)
 - Trays 2–4 — 16 to 32 lb. bond (60 to 120 gsm)
- Support for a wide range of papers, envelopes, labels, transparencies and card stocks

Warranty:

- One-year on-site warranty
- Xerox Total Satisfaction Guarantee



Phaser 8560MFP/D

Includes all capabilities of the Phaser 8560MFP/N, with the following upgrades:

Print and Copy Features:

- Automatic Two-Sided Output

Duplex Automatic Document Feeder (DADF):

- Two-Sided Single-Pass Scanning of Original Documents
- Capacity — Up to 50 sheets
- Supported Sizes — 4.5 x 5.5 in. to 8.5 x 14 in. (114 mm x 140 mm to 216 mm x 356 mm)
- Supported Weights — 16 to 32 lb. bond (60 to 120 gsm)



Phaser 8560MFP/T

Includes all capabilities of the Phaser 8560MFP/D, with the following upgrades:

Paper Capacity: 1,150 total sheets

- Tray 1/Bypass Tray — 100 sheets
- Tray 2 — 525 sheets
- Tray 3 — 525 sheets

System Cart



Phaser 8560MFP/X

Includes all capabilities of the Phaser 8560MFP/T, with the following upgrades:

Controller:

- Processor — 600 MHz
- Memory — 1 GB
- Hard Drive — Minimum 40 GB

Paper Capacity: 1,675 total sheets

- Tray 1/Bypass Tray — 100 sheets
- Tray 2 — 525 sheets
- Tray 3 — 525 sheets
- Tray 4 — 525 Sheets

Section 2: Evaluating Multifunction Systems

Overview

As the company that invented laser printing, Ethernet networking, and the first digital multifunction system, Xerox has invested years of research and development in designing the most productive office devices in the industry. This experience has positioned Xerox as the recognized leader in office MFP design and performance.

Based on our in-depth understanding of customer needs in the office, Xerox recommends the following criteria be considered in the evaluation process of a workgroup MFP:

- **Productivity** — can it keep up with the demands of a multiple user environment?
- **Installation** — how does the MFP ease the demands of installing the system and software drivers?
- **Ease of Use and Management** — are all the capabilities integrated and intuitive?
- **Reliability** — is it designed and built for demanding use and backed by a quality organization?
- **Versatility** — can the MFP grow if/when your needs change?
- **Security** — is the MFP able to keep your confidential information safe?
- **Cost Control** — can you monitor and control your organization's cost of printing?

MFPs often look the same from the outside — based on a quick look at specifications on speeds and resolution, it's tempting to conclude that most MFPs are basically equal. This section of the Evaluator Guide will lay out essential criteria for evaluating MFPs — and demonstrate how the Phaser 8560MFP surpasses expectations in each critical area.



Section 2: Evaluating Multifunction Systems

Evaluate Productivity

In addition to actual print engine speed, consider the things that affect overall throughput. Overall productivity considerations include multitasking capability, the speed of functions like scanning and faxing, device memory, and more. Can you manage the job queue, and can the system help proactively prevent downtime? Is the MFP optimized for productivity? Does feature performance improve upon what you already have in your environment, allowing you to boost productivity while updating your infrastructure and/or consolidating devices? Does the system minimize network traffic created by the scan and print functions? Can you monitor the device functions from your desktop and at the device?

How the phaser 8560MFP exceeds the productivity requirement:

Overall Productivity

Overall productivity encompasses both raw performance and system design. The Phaser 8560MFP multifunction printer delivers the performance you need to power your busy workgroup, starting with up to 30 ppm color and black-and-white print speeds and up to 22 ppm color and black-and-white copy speeds. The optional duplex automatic document feeder (DADF) enables fast copy and scan performance by automating the scanning of multi-page originals, and scans both sides of the page in one pass. Combined with first-page-out times of 6 seconds for color prints and 15 seconds for color copies, the performance of the Phaser 8560MFP minimizes the time spent by your employees waiting for the system to complete its jobs.

Building on the impressive performance of the print, copy, scan and fax functions, the Phaser 8560MFP also offers true multitasking operation. With many MFPs in this class, you cannot program a job at the front panel while the MFP is busy printing a print or copy job. The result is idle time spent waiting for the MFP front panel to become available again. This is not the case with the Phaser 8560MFP — the front panel is

always available to program the next copy, scan or fax job — even while the printer is busy with a print or copy job. Program and scan the next copy job, send a scan to your PC, or program and scan a fax — all of these features remain available, keeping you productive and avoiding bottlenecks at the system.

The Phaser 8560MFP includes a number of additional features to maximize productivity and minimize downtime. These capabilities include:

- **Collation** — Multiple sets of multipage jobs automatically collated and ready for distribution, saving time and hassle.
- **Intelligent Ready** — Tracks usage patterns to ensure the Phaser 8560MFP is ready to print when you are, automatically warming it up during times of typical office activity and switching to power saver mode during times of typical office inactivity.
- **Job Pipelining** — Simultaneously print one job while processing the next.
- **PhaserSMART®** — Remote diagnostic tool provides automated internet-based support.
- **PrintingScout™** — Instantly displays pop-up help messages if attention is needed during print jobs, with instructions on how to resolve issues.

- **Smart Trays** — Automatically pulls media from the appropriate tray based on the media size and type specified by the application.
- **Solid Ink Supplies** — Solid ink sticks are quickly and easily loaded into the system — like loading staples into a stapler, minimizing downtime when supplies need replenishment. Solid ink can be topped off at any time — so gear up for that long print job or top off all the ink when one color gets low.
- **Support Centre** — An electronic toolkit installed with the driver that allows access to all user documentation, tools and utilities.

Print Features

At its core, the Phaser 8560MFP is a workgroup-ready network color printer with fast printing speeds and no speed penalty for color. It features a print speed of up to 30 ppm for both color and black-and-white and a first-page-out time as fast as 6 seconds for color. Optional automatic two-sided printing saves paper and gives your printed materials a professional image. The combination of a print resolution of up to 2400 FinePoint™ and the vibrant, glossy color of solid ink enables the Phaser 8560MFP to deliver excellent print quality.

Print features are accessed via easy and intuitive print drivers that utilize true Adobe® PostScript® 3™ or PCL® 5c emulation. These print drivers include bidirectional communication, which present system and supply status without forcing you to walk to the MFP or open a separate application. Other advanced print features and settings available within the print driver include:

- **Automatic Color Correction** — Manage the color output of the Phaser 8560MFP and match the color of various monitor and printer types
- **Booklet Printing** — Configures printed documents for folding into booklets
- **Color Printing Password** — Grant access to color printing capabilities to select individuals
- **Cover Sheets** — Pull specified media from a separate paper tray for specific pages in a print job
- **Custom-Size Pages** — Fit image to any paper size from 3 x 5 in. to 8.5 x 14 in.
- **N-up Printing** — Print multiple pages of a document onto one side of paper
- **Separation Pages** — Easily sort jobs in the output tray with pages that identify the print job and owner
- **Watermarks** — Add watermarks to preserve security or define use of printed documents

Copy Features

The Phaser 8560MFP is a full-featured copier, and with a copy speed of up to 22 ppm and a first-page-out time as fast as 15 seconds for both color and black-and-white, there is no performance compromise. The optional DADF automatically processes multiple pages and can scan both sides of an original in a single pass.

The control panel of the Phaser 8560MFP is designed to help you program your job as quickly and efficiently as possible, with hard button selections for Color Mode, Original Type (photo, graphics, graphic/text mix, text), Output Quality, 2-Sided Setting (2-2, 2-1, 1-2, 1-1), Lighten/Darken, and Reduce/Enlarge. The interactive display also eases advanced feature programming, including:

- **Color Copy Password Protection** — Password-based access to color copy features restricts color usage to authorized users
- **Cover Pages** — Pull specified media from a separate paper tray for specific pages in a copy job
- **Edge Erase** — Remove page edges to improve copy quality
- **Gutter Erase** — Improve quality of copied book pages by removing image of page binding
- **N-Up Copying** — Copy multiple pages of a document onto one side of paper
- **Poster Copying** — Copy an image onto many sheets of paper (up to 3 x 3) to create a poster-size image
- **Watermarks** — Add watermarks to preserve security or define use of copied documents

Scan Features

The Phaser 8560MFP delivers overall scan performance that can meet the needs of your busy employees. Up to 22 ppm scanning through the optional DADF, with the ability to scan both sides of an original document in a single pass, means the Phaser 8560MFP can process even large multi-page scan jobs quickly. A resolution of up to 600 x 600 dpi and settings for photos, graphics, mixed and text files mean you can choose the resolution you need to get your job done right. You also have a choice of file formats for your scanned images, including JPEG, TIFF and PDF.

The Phaser 8560MFP offers a variety of scan destination options. Choose from:

- **Scan to PC/Mac** — Scan files directly to your PC or Mac desktop simply by selecting your username from a list accessed from the front panel of the Phaser 8560MFP.
- **Scan to Public/Private Folder** — Scan files to a public or private folder on the Phaser 8560MFP hard drive, then retrieve from your computer via any standard web browser.
- **Scan to Email (via PC)** — Send scanned files to one or many email locations using the Xerox Scan Utility.
- **Scan to Application** — Utilizing the included TWAIN or WIA scan drivers, scan files directly into your application workflows.

Fax Features

The Phaser 8560MFP includes fax in its standard functionality. With built-in 33.6 kbps fax transmission speeds, support for up to 200 speed dial settings and 100 group dial settings, and up to 400 x 400 dpi (Superfine) transmission resolution — the Phaser 8560MFP is the only fax machine you'll need. Further, the multitasking capabilities built into the Phaser 8560MFP mean it will be available when you need it to be — no need to wait for a print or copy job to finish before you can program your fax job.

The Phaser 8560MFP also includes PC Fax capabilities as part of its standard feature set. PC Fax allows you to send a fax from your desktop as easily as you would send a print job to the printer. In the Phaser 8560MFP print driver, simply select “Fax” in the “Walk-Up Features” drop-down menu on the “Output Options” tab, and your electronic file will be faxed — save yourself the steps of first printing the document and then going to the system to send the fax.

Network Traffic

The Phaser 8560MFP limits network bandwidth consumption in a variety of ways. Files are sent over the network just once, regardless of how many sets are printed. A job consisting of five sets of a 10-page document is sent over the network as 10 pages; files are processed at the device and off the network, freeing up users' workstations and minimizing network traffic.

The Phaser 8560MFP also supports a variety of compression methods and file formats to limit the impact of scanned images on your network. Users can select from JPEG, TIFF and PDF to find the right combination of file size and image quality for their scan jobs.

Managing Jobs

Up-to-date information is available for every job type, including print, copy, scan, email or fax — there are no unknowns. Both at the device via the front panel, or from your desktop via the network, you can manage documents and jobs in the job queue, display job progress and status, and delete jobs with a few mouse clicks or button pushes. Further, if one of your print jobs is interrupted, PrintingScout will alert you to the issue and provide instructions on how to get the Phaser 8560MFP back up and running.

Section 2: Evaluating Multifunction Systems

Evaluate Installation

Installing and deploying a fleet of multifunction systems throughout your organization is a potentially time-consuming and complicated process. This process is not limited to physically placing the units in your environment — it also extends to how these systems will integrate into your existing network infrastructure. You also need to consider the process required to deploy printing and scanning services to your users, and how automated that process can be.

How the phaser 8560MFP exceeds the installation requirement:

Easy to Install

Installation is a snap — once you've decided where in your office to locate the Phaser 8560MFP multifunction printer, simply open the packaging and follow the easy-to-understand graphical installation instructions. Assemble the product (comprised of print engine, scanner module and extra paper trays depending on your configuration), plug in the power and network cables and power it up — it will automatically connect to your network and already has supplies installed.

Easy to Deploy

Once you've assembled the Phaser 8560MFP, turned it on and connected it to your network, installing drivers to your employees' computers is a simple, wizard-based process using either the included CD-ROM or connecting to the Phaser 8560MFP via any standard web browser. When you insert the installation CD, you will be presented with links to a variety of information and tasks including installing drivers, accessing guides and tutorials, registering your printer, or accessing the Xerox Color Connection website. Choosing "Install Driver" will give you the choice of installing both the print and scan drivers, or installing the print or scan drivers individually — you decide what features of the Phaser 8560MFP your employees can access.

Section 2: Evaluating Multifunction Systems

Evaluate Ease of Use and Management

Look for fully integrated functions that combine to create more value than the sum of their parts. Are the functions easy to learn? Is the user interface consistent from function to function? Do the network features give you full access to the power of your system? Does the device include additional software to take full advantage of your digital documents? Is the device easy for your IT organization to manage as part of its infrastructure?

How the phaser 8560MFP exceeds the ease of use requirement:

Intuitive User Interface

The Phaser 8560MFP multifunction printer front panel has been designed to help you quickly and easily program your jobs, making commonly used settings available on the front panel while providing access to advanced features through the graphic display screen. Five buttons give one-touch access to the copy, scan, print, fax and system functions, with the currently selected button identified by an illuminated button. Advanced options available on the left side of the front panel include:

- **Color Mode** — Selections include black-and-white, color and automatic
- **Document Type** — Choose from photo, graphic, mixed, and text settings
- **Output Quality** — Four image quality settings from photo mode to draft
- **2-Sided** — Settings include 2-1, 2-2, 1-2, 1-1 for copying; 2-1 or 1-1 for scanning and faxing
- **Lighten/Darken** — Seven options for lightening or darkening a copy or fax job
- **Reduce/Enlarge** — Multiple pre-set settings for reducing and enlarging copy size, with detailed and automatic settings

The availability of advanced options changes to match the currently selected function. For example, in Copy mode, each of the advanced options is available, as each is pertinent to copy job programming. When Scan mode is selected, only Color Mode, Document Type and 2-Sided are available, as the Output Quality, Lighten/Darken and Reduce/Enlarge options are irrelevant to programming a scan job. The graphic display interface is also context-specific, changing to include options and settings that are relevant to the selected function and making advanced and detailed settings easily available when programming jobs.

The right side of the front panel includes the dedicated fax buttons, alphanumeric keypad and control buttons. The fax buttons provide easy access to the speed dial, send list, delay send and pause fax features. The alphanumeric keypad is for inputting fax numbers and copy quantities. The control buttons include the Clear All button, the Stop button, and the ubiquitous green Start button.

Bidirectional Drivers

The Phaser 8560MFP print driver features a clear graphical user interface that provides an easy, intuitive way to interact with the system. The print driver provides bidirectional information, indicating device status, job status, currently loaded paper sizes and types, and supplies status – there is no need to consult separate software in order to obtain this information.

The print driver user interface is designed to give quick and easy tab-based access to commonly used and advanced features. Tab options include:

- **Layout** — The default driver tab, which include settings for page orientation, two-sided settings and N-up printing
- **Paper/Quality** — Paper selection settings and status, as well as options for print quality and cover pages
- **Output Options** — Settings for Walk-Up™. Features like Secure and Proof Printing and insertion of separation pages
- **Xerox Color Correction** — Offers a set of advanced features for controlling the color output of your Phaser 8560MFP, with settings for matching the color of other printing devices and computer displays
- **Troubleshooting** — Settings for the PrintingScout utility and links to online help resources

How the Phaser 8560MFP exceeds the ease of management requirement:

Network Printing

It couldn't be easier for the network administrator. The Phaser 8560MFP multifunction printer integrates seamlessly into virtually any network environment. Network configuration is easy with CentreWare install wizards, which eliminate the need for IT staff to travel from device to device to reset parameters, connect users or manage job queues. Built-in support for Simple Network Management Protocol (SNMP) eases the step of integrating network-enabled Phaser 8560MFPs into your pre-existing network environments.

CentreWare Management Software

Xerox CentreWare® Web Network Management utility is a powerful enterprise management solution for IT. CentreWare Web is optional free software that eases the chore of installing, configuring, managing, monitoring and pulling reports from the networked printers and MFPs throughout the enterprise — regardless of vendor. Xerox also addresses enterprise asset management through compatibility with network management tools from a variety of vendors.

The Phaser 8560MFP also includes CentreWare® Internet Services, an embedded web server that allows for management of individual devices, including performing detailed status checks and settings changes without any special software tools.

Third Party Management Integration

To ease integration into environments with products from multiple vendors, the Phaser 8560MFP can integrate with third party management applications like Unicenter® TNG, Tivoli® NetView®, Microsoft® Management Console, and HP® OpenView®.

Xerox Office Services

Finally, Xerox offers a set of services for managing document output and asset infrastructure in the office. These services deliver measurable business results by leveraging a powerful set of office technologies, business processes, methodologies, and software tools to reduce costs and improve productivity. These offerings are summarized in Section 4 of this guide.

Section 2: Evaluating Multifunction Systems

Evaluate Reliability

Productivity relies on tools that do their job day in and day out. Consider how often you need to intervene with the machine to replace paper or other consumables or to clear jams or other problems. How easy are those interventions and how long is the device typically down? If outside assistance is required, how easy is it to arrange, and how long do you have to wait? Has the device been tested and certified by independent industry participants?

How the phaser 8560MFP exceeds the reliability requirement:

Day to Day Operation

Easy-to-load solid ink contributes to the reliable daily operation of the Phaser 8560MFP multi-function printer. Loading solid ink sticks into the printer is as easy as reloading a stapler, and you can top off the ink supply without interrupting a print job or having to wait until the ink runs completely out.

If you do run into an issue that needs attention, whether it's paper that needs replenishment or a door that was left open, PrintingScout technology will proactively alert you to the interruption and prompt you with instructions on how to resolve the issue. By proactively instructing you on how to solve issues, and allowing you to keep supplies full at all times, the Phaser 8560MFP helps you avoid downtime and maintain productivity.

Xerox also provides an online resource for troubleshooting and technical information called PhaserSMART (www.phasersmart.com). Via the Internet and with your permission, PhaserSMART gathers information stored on your printer to diagnose technical issues and collect relevant solutions from the Xerox Knowledge Base. If PhaserSMART can't resolve your issue, it will help you connect with a local Authorized Service Provider or open a support request with Xerox Customer Support.

Service and Support

Building on the reliability engineered into the Phaser 8560MFP, Xerox has trained and developed a sophisticated service-delivery network that help you maintain your equipment, and train you and your users to get the most out of it.

Compliance and Certifications

The Phaser 8560MFP has been evaluated for functionality and quality by a number of independent entities and has been awarded the following certifications:

- Certified to UL 60950-1/CSA 60950-1-03, 1st Edition
- Canada ICES-003 Class A
- EN 60950-1
- EN 55022, Class A
- RoHS Directive 2002/95/EC
- FCC Part 15, Class A
- Low Voltage Directive 73/23/EEC
- EMC Directive 89/336/EEC
- EN 55024
- GOST

Section 2: Evaluating Multifunction Systems

Evaluate Versatility

Does the product have multiple configuration options to choose from, to fit your environment? Does the MFP feature the media support your business requires? Can multiple functions be performed simultaneously? Are third-party solutions available to integrate the MFP into your business processes?

How the phaser 8560MFP exceeds the versatility requirement:

Configurations

All four configurations of the Phaser 8560MFP multifunction printer come standard with the full complement of color and black-and-white MFP features — network printing, copying, scanning and faxing. The four configuration options enable you to right-size the Phaser 8560MFP for your office, choosing the right paper capacity and memory required to support your employees.

Media Support

The Phaser 8560MFP is an excellent option for busy offices and workgroups who print on a variety of media types and sizes (up to 8.5 x 14 in.). Media weights from 16 to 40 lb. bond (60 to 220 gsm) are supported through the Tray 1 multi-purpose tray; all other trays support 16 to 32 lb. bond (60–120 gsm). The optional DADF supports media from 16 to 32 lb. bond (60 to 120 gsm) to accommodate a broad range of original documents for copying, scanning and faxing. The 8.5 x 14 in. platen glass eases the scanning and copying of larger documents like books and legal contracts.

In addition to plain paper stocks, the Phaser 8560MFP supports media types including transparencies, envelopes, labels, glossy paper and custom-size paper.

True Multitasking

The Phaser 8560MFP is a true multitasking MFP, delivering optimized system performance and increasing employee productivity. The Phaser 8560MFP front panel stays available for programming jobs even while the engine is busy printing or copying pages — preventing bottlenecks at the system by allowing employees to program scan, fax or copy jobs without waiting for prior jobs to complete. For example, if you need to make a quick copy before heading into a meeting and find the system busy with a long print job, you can make your copy — the Phaser 8560MFP will temporarily pause the print job, make your copy, and pick up the print job where it left off.

Xerox Alliance Partner Solutions

Xerox Alliance Partners offer a wide range of server- and client-based software solutions that extend the value of Xerox products by providing advanced solutions for document distribution and management, access and usage control, job tracking/reporting, and output fleet management.

Section 2: Evaluating Multifunction Systems

Evaluate Security Capabilities

What types of security features does your office require? Does the device have the security features to meet this demand? Can the device access be protected by a password? Does the device remove latent images on disk drives and in memory?

How the phaser 8560MFP exceeds the security requirement:

Standard Security Features

Xerox is committed to the security of its products and takes a unique approach to security within the document industry. Xerox believes security should be built in as a core component of the MFP system and its controller. For instance, full system status is available through the CentreWare Internet Services interface, using a secure model that does not compromise users' information. Some competitors' devices actually allow users to view the front panel UI in its current state, making confidential long-distance calling codes or email addresses available to all users — and thus unsecure.

Key security features built into the Phaser 8560MFP include:

- **Hard Drive Overwrite** — Electronically erases print, scan and copy data from the hard disk using a 3-pass algorithm specified by the U.S. Department of Defense Directive 5200.28-M
- **Secure Print** — Gives users control of when confidential print jobs are run by saving the print job to the MFP hard drive until a PIN code is input at the front panel to release the job
- **Removal of Unprinted Secure Jobs** — System administrators can schedule the automatic deletion of unprinted Secure Print jobs, to prevent a backlog of sensitive documents from collecting on the Phaser 8560MFP hard drive
- **Print Host Access List** — Allows system administrators to tightly control who prints to the Phaser 8560MFP

Section 2: Evaluating Multifunction Systems

Evaluate Cost Control

Controlling the cost of MFP and printer fleets is a critical capability for organizations of any size. Does your MFP provide the tools you need to manage and track your employees' printing and copying, and its associated cost? Can your MFP vendor offer you an all-inclusive monthly contract that includes printing and maintenance costs? Does your vendor have the expertise to analyze your environment and your printing needs to help right-size your fleet to fit your company's needs?

How the phaser 8560MFP exceeds the cost control requirement:

Managing and Tracking Costs

For any IT department managing a fleet of MFP systems, managing and tracking the cost of operating these products is critical. The Xerox Phaser 8560MFP includes the following utilities for tracking and managing costs:

- **Password Protection** — Restrict access to color printing capabilities to select individuals
- **Usage Analysis Tool** — Improved to enable administrators to collect, organize and analyze job accounting data from multiple users. This is very helpful for calculating chargeback billing or planning an optimized printer and MFP deployment

Another cost management option is a Xerox maintenance and supplies contract. With this contract, per-page printing costs are fixed, meaning the per-page charge is consistent regardless of how much solid ink is used. Similarly, page size does not affect your page cost — letter, legal or index card page sizes carry the same cost.

Assessing Your Environment

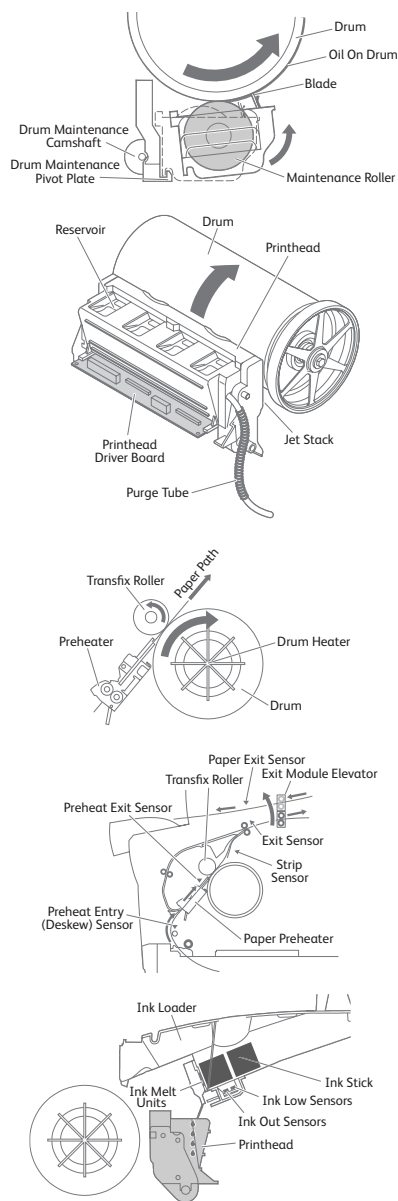
Xerox can help you decrease your overall document costs by optimizing and right-sizing your technology deployment. Three levels of assessment tools and services are available to help you deploy the right mix of equipment to best serve the needs of your environment:

- **Xerox Office Efficiency Calculator** — A five minute, web-based “instant analysis” offers suggestions on your technology needs using information you enter on your environment and key, known industry metrics.
- **Xerox Office Productivity Advisor (XOPA)** — A more in-depth web-based tool that assesses your specific document environment. XOPA results suggest better ways to manage page volume between printing, copying and faxing — delivering end user satisfaction and cost efficiency. XOPA is a free service performed by your local Xerox sales representative.
- **Xerox Office Document Assessment (ODA)** — An analytical model that measures and analyzes your current document production infrastructure, the ODA provides in-depth improvement plans for significant cost savings and increased efficiency. The ODA is a six-sigma fee-based tool and consulting service oriented toward enterprise level organizations.

Section 3: Inside a Solid Ink Printing System

Overview


Look inside the Phaser 8560MFP multifunction printer and you'll find a surprisingly simple printing mechanism for such a powerful printer. In simplest terms, to make a print, a printhead applies ink droplets, constituting a printed image, onto a rapidly rotating, heated drum. The image is transferred directly off the drum onto a sheet of paper. The final print is completely dry since the ink solidifies as soon as it transfers to the paper.



	Advantages
Preparing to print. As the printing process begins, the long-life maintenance roller quickly applies a microscopic layer of silicone oil to the heated drum for reliable ink release.	<ul style="list-style-type: none">• A simple, robust, reliable printing mechanism• Maintenance roller lasts up to 30,000 prints (in Extended Maintenance Kit)• No complex consumables
Single pass imaging. Next, the full-width printhead applies all colors at the same time on the rotating drum.	<ul style="list-style-type: none">• High-speed image transfer• Simultaneous application of all colors eliminates misregistration of separate cyan, magenta, yellow, and black image layers
Image transfer. A sheet of paper is rapidly fed between the drum and a transfix roller, transferring the ink to the paper.	<ul style="list-style-type: none">• High-speed image transfer• A short, simple paper path for speed and high reliability• Transfer printing process yields great print quality on a wide variety of papers• No fuser required
Ink bonding. As the ink on the drum transfers to the paper, it penetrates the paper's fibers, but without the spreading of liquid ink-jets or the toner scattering of laser. The ink cools and solidifies immediately, forming a strong, permanent bond to the paper.	<ul style="list-style-type: none">• Colorfast printing with no smearing or drying time• More consistent color quality on a wider range of media than liquid ink-jet or color laser
Two-sided output. For automatic two-sided output, after the first side is printed, the paper is fed back across the drum through the duplex paper path. The second image on the drum is transferred to the other side of the sheet of paper.	<ul style="list-style-type: none">• A simple, short, built-in duplex paper path means faster two-sided output and fewer paper jams• No additional paper tray required
Reloading. The ink loader draws ink from mess-free solid ink sticks instead of a single-use toner cartridge. Ink can be replaced or added at any time without taking the printer offline.	<ul style="list-style-type: none">• Easy, on-the-fly ink stick reloading for continuous operation• Ink loader can be "topped off" before long, high-coverage print jobs to avoid interruptions• More environmentally friendly; less waste packaging, less waste ink by-products

Section 4: Configurations, Specifications, Supplies and Options

Configurations



	8560MFP/N	8560MFP/D	8560MFP/T	8560MFP/X
Speed	Up to 30 ppm color / 30 ppm black-and-white			
Duty Cycle	85,000 images / month			
Paper Handling	Tray 1: 100 sheets; Custom sizes: 3.5 x 5 in. to 8.5 x 14 in. / 76 x 127 mm to 216 x 356 mm Tray 2: 525 sheets; Selectable sizes: 5.5 x 8.5 in. to 8.5 x 14 in. / 140 x 216 mm to 216 x 356 mm			
Paper input				
Tray 3: 525 sheets	Optional		Standard	
Tray 4: 525 sheets	Optional			Standard
Document handler	Document Glass	Duplex Automatic Document Feeder: 50 sheets		
Paper output	250 sheets			
Two-sided output	Optional		Standard	
Copy				
First-page-out time	As fast as 15 seconds color / 15 seconds black-and-white			
Resolution (max)	600 x 600 dpi			
Copy features	Book copying, Booklet creation¹, Collation, Covers, Image Center, Image shift, N-up, Reduce / Enlarge, Repeat image, Color Password Protection			
Print				
First-page-out time	As fast as 6 seconds color			
Resolution (max)	Up to 2400 FinePoint™			
Memory (std / max)	512 MB / 1 GB			1 GB / 1 GB
Processor / PDL	600 MHz processor / True Adobe® PostScript® 3™, PCL® 5c emulation			
Connectivity	10/100Base-TX Ethernet, USB 2.0, IPv6			
Print features	Custom-size pages, Xerox Installer, Intelligent Ready, Booklet printing¹, Smart Trays, Remote Printing, Job Accounting, Printer Neighborhood, Run Black			
Productivity kit	Hard drive: Personal/Personal Saved/Secure/Proof/Saved Print, Print With, Extended font/form storage, Collation, Hard Drive Overwrite			
Scan				
Scan destinations	Scan to PC / Mac, Scan to TWAIN application, Scan to email (via PC), Scan to desktop, Scan to Public / Private Folders			
Scan to PC Desktop®	Optional			Standard
Fax				
Fax features²	33.6 kbps Super Group 3, 200 individual / 100 group Speed dials, fax to multiple addresses, Fax security			
Warranty	One-year on-site warranty, Xerox Total Satisfaction Guarantee			

¹ Requires 2-sided printing ² Analog phone line required

Section 4: Configurations, Specifications, Supplies and Options, Support and Additional Information Sources

Specifications, Supplies and Options

Specifications	
Device Management	Xerox® CentreWare® Printer Management for Microsoft® and UNIX®, Xerox CentreWare IS Embedded Web Server, Xerox CentreWare Web, Xerox NDPS Gateway, Usage Analysis Tool, Configuration card, PrintingScout™, MailinX email alerts, PhaserSMART®
Media Handling	Tray 1: Weights: 16 to 40 lb. bond, 50 to 80 lb. cover, / 60 to 220 gsm; Custom sizes from 3 x 5 in. to 8.5 x 14 in. / (76 x 127 mm to 216 x 356 mm) Trays 2–4: 16 to 32 lb bond, 22 to 45 lb. cover / 60 to 120 gsm; Selectable sizes from 5.5 x 8.5 in. to 8.5 x 14 in. (140 x 216 mm to 216 x 356 mm) DADF: 16 to 32 lb. bond, 22 to 45 lb. cover / 60 to 120 gsm; Sizes from 4.5 x 5.5 in. to 8.5 x 14 in. (114 x 140 mm to 216 x 356 mm)
Operating Environment	Temperature: Nonoperating: -22° to 140° Fahrenheit (-30° to 60° Celsius), Operating: 50° to 90° Fahrenheit (10° to 32° Celsius); Relative Humidity: Nonoperating: 10% to 95%, Operating: 10% to 80%; Sound Power Levels: Operating: 54 dBA, Standby: 33 dBA
Electrical	110 – 240 V, 50 – 60 Hz; Power Consumption: Average: 230 W, Maximum: 1,500 W; ENERGY STAR® qualified (Phaser 8560MFP S configuration only)
Dimensions (Width x Depth x Height)	Phaser 8560MFP: 20.9 x 26.2 x 24.4 in. (532 x 665 x 620 mm); weight: 130 lb. (59 kg) Additional feeder: 5.3 in. (135 mm); weight: 16 lb. (7.3 kg) System Cart: 19.7 x 27 x 14.2 in. (500 x 670 x 360 mm)
Certification	Certified to UL 60950-1/CSA 60950-1-03, 1st Edition, FCC Part 15, Class A, Canada ICES-003 Class A, Low Voltage Directive 73/23/EEC, EN 60950-1, EMC Directive 89/336/EEC, EN 55022, Class A, EN 55024, RoHS Directive 2002/95/EC, GOST

Supplies	Part Number	Description	Capacity
	108R00726	Genuine Xerox Solid Ink, Black (3 sticks)	Average 3,400 standard pages ¹
	108R00723	Genuine Xerox Solid Ink, Cyan (3 sticks)	Average 3,400 standard pages ¹
	108R00724	Genuine Xerox Solid Ink, Magenta (3 sticks)	Average 3,400 standard pages ¹
	108R00725	Genuine Xerox Solid Ink, Yellow (3 sticks)	Average 3,400 standard pages ¹
	108R00727	Genuine Xerox Solid Ink, Black (6 sticks)	Average 6,800 standard pages ¹
Routine Maintenance Items	Part Number	Description	Capacity
	108R00675	Standard Capacity Maintenance Kit	Approximately 10,000 pages ²
	108R00676	Extended Capacity Maintenance Kit	Approximately 30,000 pages ²
	109R00754	Waste Tray	N/A
	016-1845-00	Cleaning Kit	N/A

¹ Average Continuous Composite CMY Yield in accordance with ISO/IEC 24711. Yield will vary based on image, area coverage and print mode.

² Declared Yield based on A4-/letter-size 20 lb. (75 gsm) pages. Yield will vary based on media type, size, weight, orientation and usage patterns.

Options	Part Number	Description
	097S03319	525-Sheet Feeder
	097S03382	512MB Phaser Memory
	097S03666	N to D upgrade kit
	097S03740	Wireless Network Adapter with North American power converter
	097S03318	System Cart
	097S03735	Scan to PC Desktop Pro Small Business Edition (standard on 8560MFP/X)
	097S03739	Scan to PC Desktop SE Small Business Edition

Extended Service Agreements	Part Number	Description
	E85MFPSA	Annual On-Site Service Agreement
	E85MFPS3	2 years additional (total of 3 years)*
	E85MFPS4	3 years additional (total of 4 years)*

* Available for purchase during first 90 days of product ownership.

Section 4: Configurations, Specifications, Supplies and Options, Support and Additional Information Sources

Support and Additional Information Sources

Unrivaled service and support

Behind every Xerox product is a large network of customer support that's unrivaled in the industry and available when you need it. Xerox service professionals use leading-edge technologies to keep you up and running. They're even linked to the engineers who designed your product, so you can be confident when you choose Xerox. And Genuine Xerox® supplies are always readily available.

Total satisfaction guaranteed

The exclusive Xerox Total Satisfaction Guarantee, recognized as unique in the industry, covers Phaser systems that have been continuously maintained by Xerox or its authorized representatives under a Xerox express warranty or Xerox maintenance agreement. You decide when you're satisfied.

Xerox Office Services Support

Asset Management Services

- Asset Optimization and Tracking — Process and tools to optimize an enterprise's office output infrastructure and reduce hard costs.
- Break-Fix Management — Single point of ownership and management for break-fix service for all brands of office output devices
- Supplies Management — Process and tools to procure, monitor and replenish all document related supplies proactively.

Imaging and Output Management Services

- Output Management — Single point of management of office output from all output devices — regardless of manufacturer
- Image Capture and Workflow — Cost-efficient solutions for capturing, managing, retrieving and distributing information into digital repositories.

Support Services

- Technology Procurement & Deployment — A creative and flexible end-to-end print/computer product acquisition solution using a single-point-of-contact model, while lowering the total cost of acquisition.
- Help Desk Services — A broad range of enterprise services managed through a centralized single point of contact and delivered through an on-site or off-site model.
- End User Services — Microsoft software implementation, IT project consulting, and customer education.

Access Managed Services

- Student/Patron Access Services — Custom designed and implemented customer-managed solutions for student and library patron print access management.

Additional Information Sources

Phaser 8560MFP Front Panel:

The Front Panel offers tools and information pages to help with machine set-up, feature selections, solve operational problems, media feed and supply issues.

Customer Documentation contains:

- Read Me First
- Quick Reference Guide
- Training and Information CD
- System Administrators CD
- CentreWare Network Services
- Print Drivers
- Management Tools

On the Web

Visit www.xerox.com/office for:

- Product, supplies, and support information
- Downloading drivers
- Finding your local Xerox sales representative
- On-line documentation

Visit www.xerox.com/office/support for:

Support and service information including the same troubleshooting knowledge base used by Xerox Customer

Support staff to provide the latest technical information on:

- Application issues
- Errors
- Print-quality issues
- Troubleshooting

Questions? Comments? Problems?

If you have any questions, please contact your Xerox sales representative, call **1-877-362-6567**, or visit us on the web at www.xerox.com/office.



©2011 Xerox Corporation. All rights reserved. XEROX®, XEROX and Design®, Phaser®, PhaserSMART®, CentreWare®, PrintingScout® and Walk-Up® are trademarks of Xerox Corporation in the United States and/or other countries. All other trademarks are the property of their respective manufacturers. PANTONE® Colors generated may not match PANTONE-identified standards. Consult current PANTONE publications for accurate color. PANTONE, and other Pantone, Inc. trademarks are the property of Pantone, Inc. PCL® is a registered trademark of Hewlett-Packard. For 8560MFP S configuration only: as an ENERGY STAR®, partner, Xerox Corporation has determined that this product meets the ENERGY STAR guidelines for energy efficiency. ENERGY STAR and the ENERGY STAR mark are registered U.S. marks. The information in this brochure is subject to change without notice. Updated 3/11 610P7272401 856EG-01UJ

